

Windows 10 update April 2018

- Jere Minich
 - APCUG Advisor Region 5
 - Florida, Georgia, Alabama, South Carolina.
 - Program Director – Lake Sumter Computer Society
 - Leesburg, Florida

jminich@apcug.org



Windows 10 April 2018 Update news, features and release date

- Windows 10 “**April 2018 Update**” was made available on Monday **April 30**. (Tech savvy users by downloading it)
 - Wait until it becomes available to all users, downloaded automatically:
 - It will start appearing on **May 8**.
 - Microsoft will roll it out over time.
- Redstone 4 is the codename.
- Version 1803.

What I will Cover

- Timeline display
- User interface improvements
 - Settings, Display & Audio, Start Up, Touch Keyboard, Multitasking.
- Near Share feature
- Quick Bluetooth pairing
- Progressive web apps
- Edge improvements

TimeLine

Pressing **Win** key + **Tab** key:

- See the apps and documents you've used in Chronological order.
- Makes it easy to resume work on an old project:
 - without having to recall the name of every single file.
- Resume work done on mobile devices:
 - been using Microsoft apps like Edge and Office.
- Don't like PC remembering your activity:
 - Disable in: Settings > Privacy > Activity History

Activity history

Jump back into what you were doing with apps, docs, or other activities, either on your PC or your phone.

☐ Let Windows collect my activities from this PC

☐ Let Windows sync my activities from this PC to the cloud

Review the [Learn more](#) and [Privacy statement](#) for info about activity history, what happens when you send your activity history to Microsoft, and how we respect your privacy.

Show activities from accounts

These are your accounts on this PC. Turn them off to hide their activities from your Timeline.



@hotmail.com

☐ Off

Clear activity history

Clear history for

@hotmail.com

Clear

[Manage my Microsoft Account activity data](#)

Know your privacy options

Learn how this setting impacts your privacy.

[Learn more](#)

[Privacy dashboard](#)

[Privacy statement](#)

Have a question?

[Get help](#)

Make Windows better

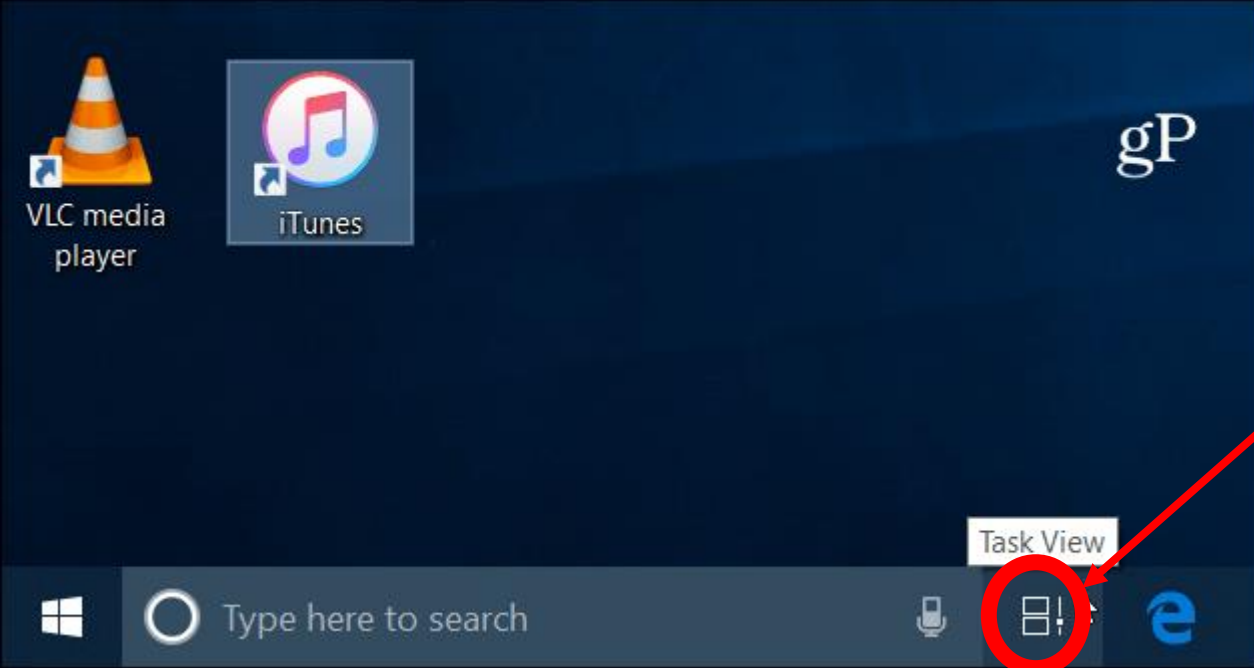
[Give us feedback](#)

TimeLine

- What was I working on?
- Can track documents and Web pages have been worked on over the past weeks and months:
 - organizing them into a collection of displays to quickly open and pick up where left off.
- In the taskbar, next to the Cortana search box, a small icon called **Task View**.
- See a subheading: “Earlier Today”, which marks the beginning of your Timeline.

Timeline

- Makes it easier to resume “activities” previously undertaking.
 - these will even sync across your devices,
 - can resume activities on a different PC.
 - Cortana will pop up and provide a list of activities to “Resume from your other devices”.
 - when moving between two devices with activities enabled.
- Use the scroll bar or search box to scroll back through activities.
- They’re categorized by day:
 - and will be categorized by hour.
- Right-click an activity and find options to clear all activities from that day or hour.
- Options for controlling how this feature works under:
 - Settings > Privacy > Activity History.



Click here to open
timeline

Sample timeline display



‘Settings App’ Updates

User Interface Improvements

- A homepage that includes:
 - smaller icons,
 - titles aligned to the right,
 - the icon on the left side.
- New:
 - A. Sound Options made easier.
 - B. Managing disk space under: System > Storage.
 - C. Privacy options are arranged logically.
 - ❑ I recommend – recheck your Privacy settings.

The Settings app continues to expand.

Windows Settings

Find a setting



System

Display, notifications, power



Devices

Bluetooth, printers, mouse



Phone

Link your Android, iPhone



Network & Internet

Wi-Fi, airplane mode, VPN



Personalization

Background, lock screen, colors



Apps

Uninstall, defaults, optional features



Accounts

Your accounts, email, sync, work, family



Time & language

Speech, region, keyboard



Gaming

Game bar, DVR, broadcasting, Game Mode



Ease of Access

Narrator, magnifier, high contrast



Cortana

Cortana language, permissions, notifications



Privacy

Location, camera



Update & Security

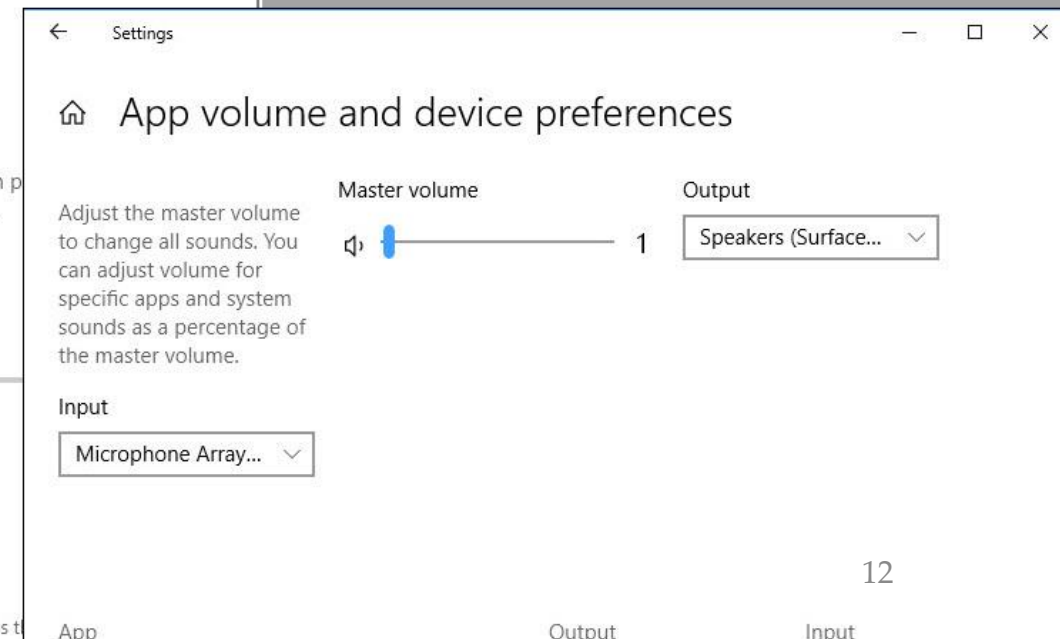
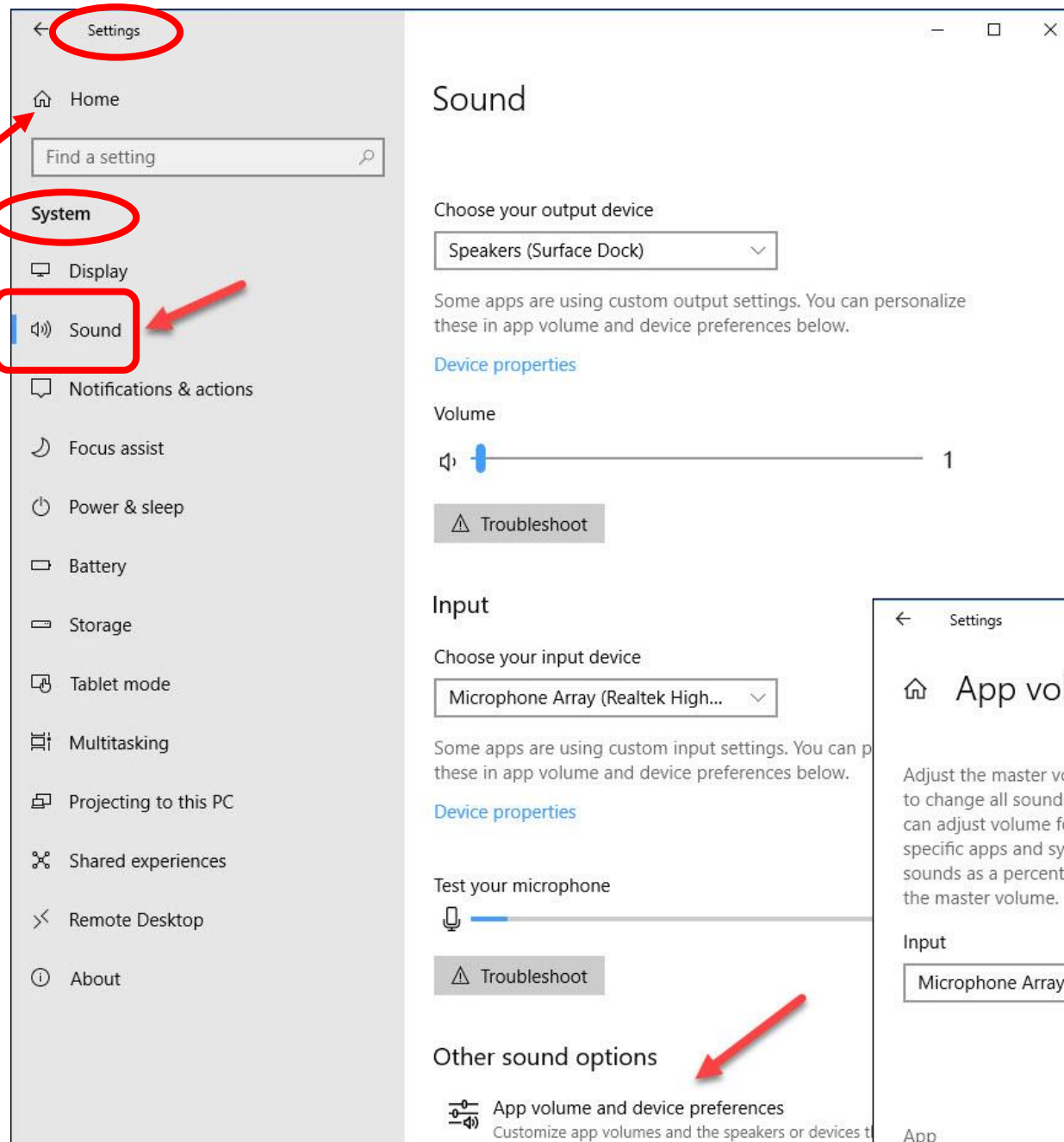
Windows Update, recovery, backup

Display and Audio options

User Interface Improvements

- Fully integrated into Settings.
 1. Open Settings
 2. Click - System > Sound (to see the options.)
- From this group of settings, choose:
 - default output and input devices.
- The 'App Volume And Device Preferences' tab:
 - Offers touch-friendly ways to manage the output of individual apps and system sounds.

Changed
from a
Gear to
a Home
icon.



Disk Cleanup in 'Storage Settings'

- Windows Disk Cleanup functionality added to Settings app under:
 - Settings > System > Storage > Free up space now.
- It removes: temporary files, system logs, previous Windows installations, and other files not needed.
- Windows automatically scans the PC for unnecessary data that can be removed to free up disk space.
- This screen only shows data you can actually remove.
- It scans both user files (Recycle Bin) and system data (old Windows installations) at the same time.

Disk Cleanup in 'Storage Settings'

- Windows shows exactly how much space will free up by removing each type of data.
- Delete everything here as long as the PC is functioning properly.
 - Example: “Windows upgrade log files” and “System created Windows Error Reporting Files” are both only helpful if your PC is experiencing problems.
- If everything is working fine, feel free to delete them.
- Windows shows how much **total** space will be freed up at the top of the screen.
- Click “Remove Files” to remove the data you’ve selected.

Settings

Home

Find a setting

System

Power & sleep

Battery

Storage

Tablet mode

Multitasking

Projecting to this PC

Shared experiences

Storage

Local storage



This PC (C:) - 467 GB

242 GB used

224 GB free

Storage sense

Windows can automatically free up space by getting rid of files you don't need, like temporary files and content in your recycle bin

Off

[Change how we free up space automatically](#)

[Free up space now](#)

1

2

Free up space now

Remove temporary files

Choose which items you'd like to permanently remove to free up disk space.

Remove files

Total selected: 243 MB

Windows upgrade log files

189 MB



Windows upgrade log files contain information that can help identify and troubleshoot problems that occur during Windows installation, upgrade, or servicing. Deleting these files can make it difficult to troubleshoot installation issues.



System created Windows Error Reporting Files

100 KB

Files used for error reporting and solution checking.



Windows Defender Antivirus

1.74 MB

Non critical files used by Windows Defender Antivirus

Ensure all boxes are checked

Settings App – start Up

User Interface Improvements

- **A Startup tab:**
 - that lists apps & features that start automatically when you sign in.
- 1. Click: Settings > Apps > Startup.
- 2. Options for inspecting and enabling/disabling processes that start automatically and can impact performance.
- Some options are moving into the Settings app:
 - which is their long-term home,
 - but they're also available in their previous locations;
 - Task Manager.



Settings



Home

Find a setting



Apps



Apps & features



Default apps



Offline maps



Apps for websites



Video playback



Startup

Startup

Startup Apps

Apps can be configured to start when you log in. In most cases apps will start minimized or may only start a background task.

Sort by: Name



1Password for Windows desktop
AgileBits Inc.



On

Not measured



AcroTray
Adobe Systems Inc.




On

Not measured



Acronis Scheduler Service Helper
Acronis International GmbH



On

Not measured



Acronis TIB Mounter Monitor
Acronis International GmbH



On

Not measured



Acronis True Image 2018
Acronis International GmbH



On

Not measured

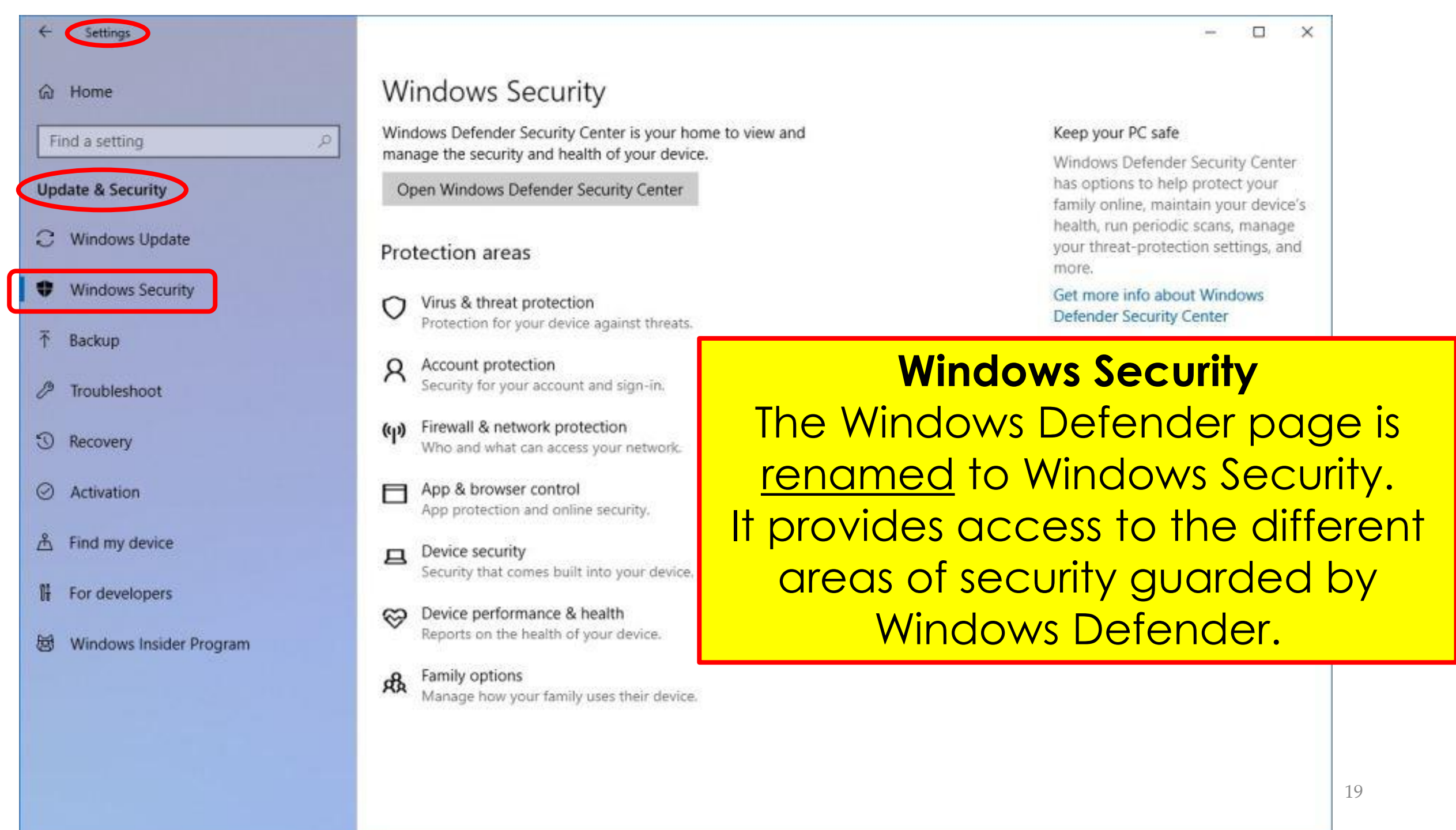


Adobe Collaboration Synchronizer 18.11
Adobe Systems Incorporated



On

Not measured

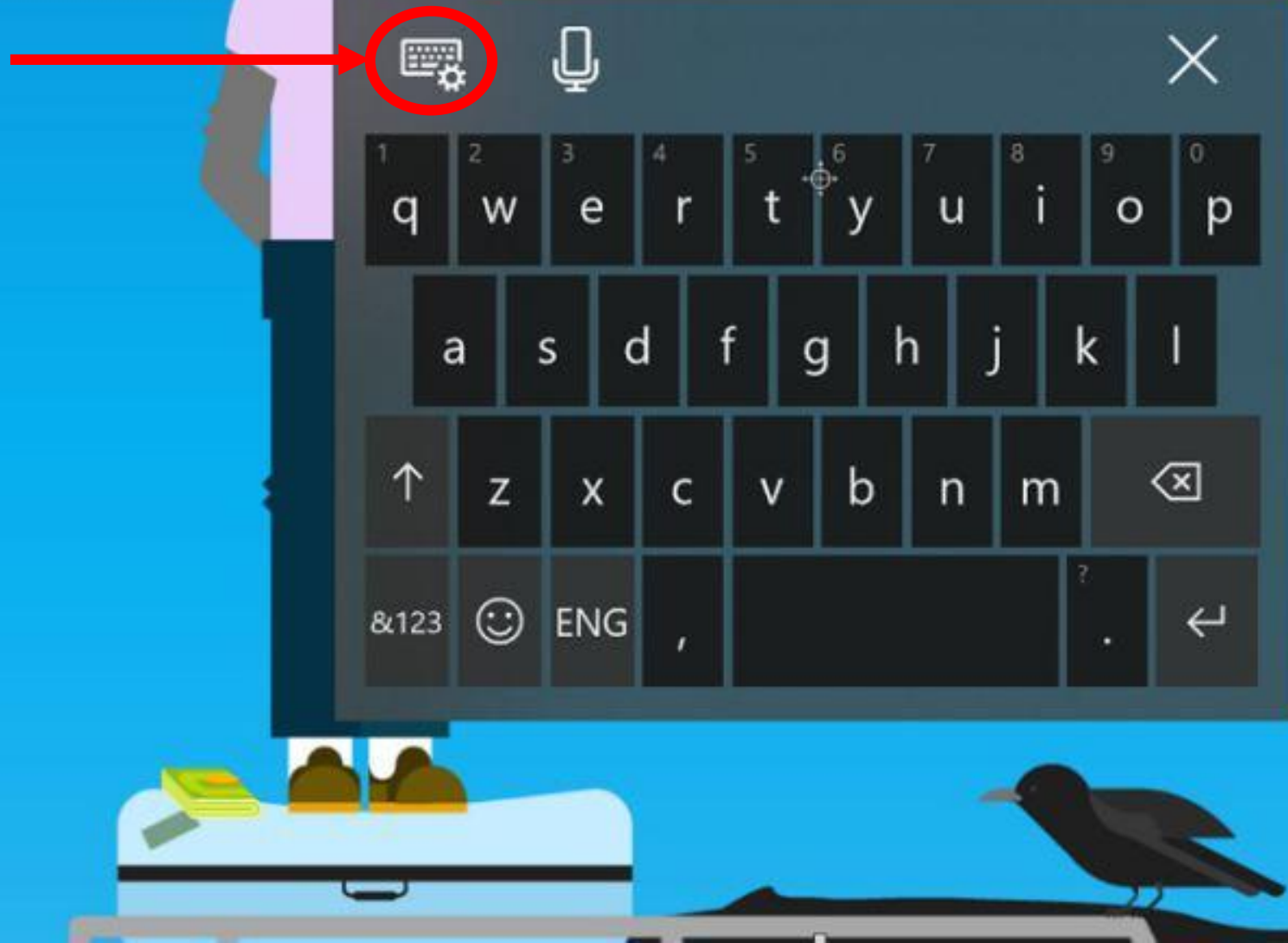


Touch keyboard

User Interface Improvements

- The touch keyboard on the monitor:
 - supports the standard keyboard layout.
 - supports split layout.
- Want to switch between:
 - wide,
 - one-handed,
 - and the standard touch keyboard layouts,
- Tap the button on the top left of the keyboard.

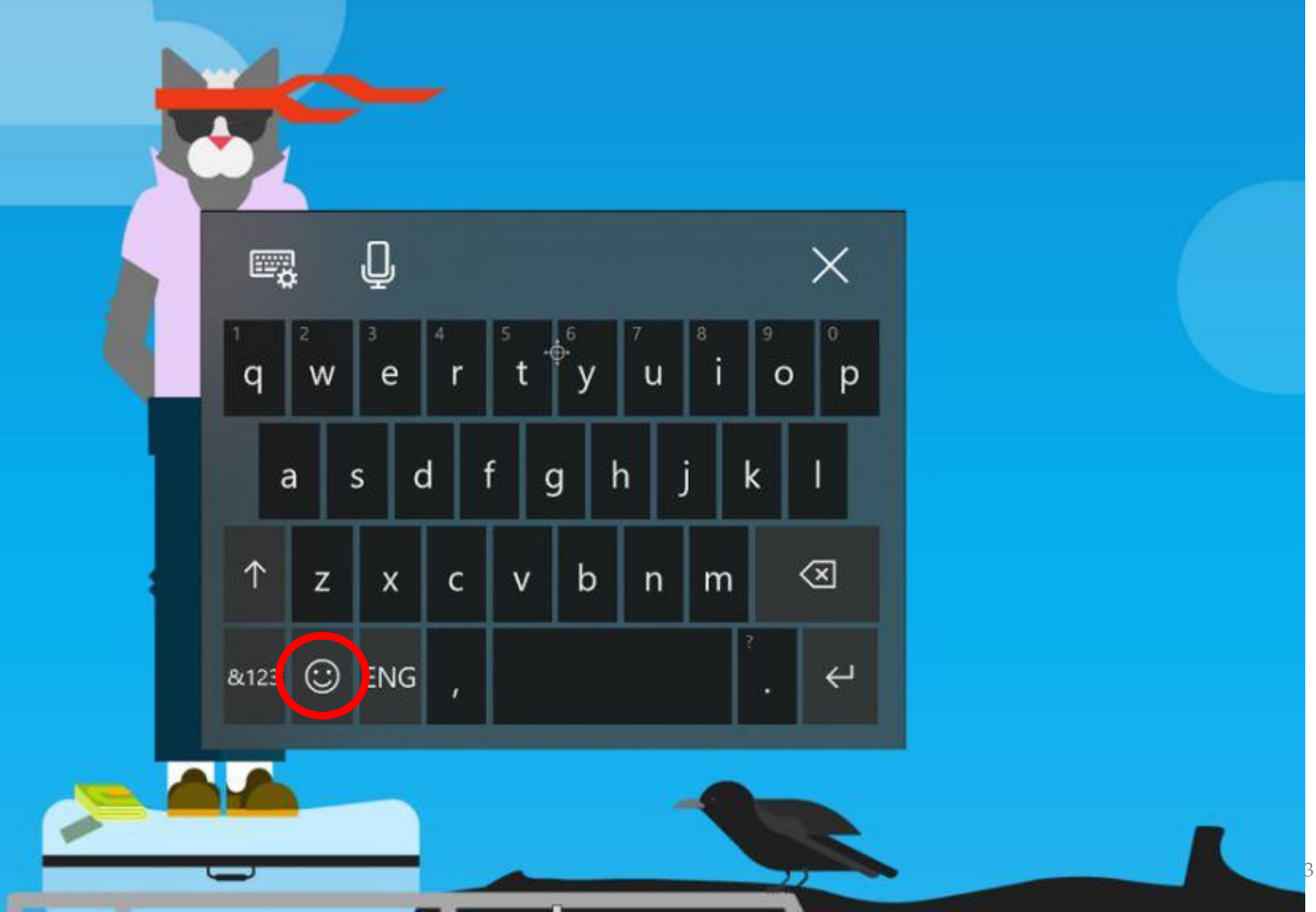
Windows 10 touch keyboard with Fluent Design



Emoji panel

User Interface Improvements

- Emojis will appear as you're typing related words with the touch keyboard.
- Use Emoji Panel to insert multiple emoji at once.
- Using hot keys (Windows logo key + “.” or “;”):
 - you can browse, search and then select more than one emoji,
 - the emoji panel won't go away until - click close button or press “Esc” key.





Sample of
changes of
Emoji

Every Emoji
all, changed, new,
removed.

<http://bit.ly/2rf5Sd1>

Windows Defender

User Interface Improvements

- The Microsoft antivirus - 'Windows Defender Application Guard'
 - a security feature that isolates pages on Microsoft Edge,
 - from each other and from Windows,
 - to provide an extra layer of security against zero-day attacks and malware.
- Changes to the Windows Defender Security Center app.
 - the app has an updated Home page,
 - **removes** antivirus information
 - **adds** status and alerts for two new areas of protection,
 - "Account protection" and "Device security."

Home

Virus & threat protection

Account protection

Firewall & network protection

App & browser control

Device security

Device performance & health

Family options

Security at a glance

See what's happening with the security and health of your device and take any actions needed.



Virus & threat protection
No action needed.



Account protection
No action needed.



Firewall & network protection
No action needed.



App & browser control
No action needed.



Device security
View status and manage hardware security features



Device performance & health
The Health report has recommendations for your device.



Family options
Manage how your family uses their devices.

View health report



In the Virus & threat protection page:

- no new features,
- the app moves its “Controlled folder access” settings to a new page,
- called **Ransomware protection**.

- Home
- Virus & threat protection
- Account protection**
- Firewall & network protection
- App & browser control
- Device security
- Device performance & health
- Family options

Account protection

Security for your account and sign-in.

Sign in to Microsoft

You are signed in to Microsoft, giving you access to enhanced security.

Account: Mauro Huc

[View your account info](#)
[Learn more](#)

Windows Hello

Windows Hello is set up for faster and more secure sign-in.

[Manage sign-in options](#)

Dynamic lock

Dynamic lock is not set up, and is available on your device.

[Dynamic lock settings](#)

Users to set up;
Windows Hello Face,
fingerprint,
or PIN:
for a more secure and
faster sign-in experience.

Near Share

PC has Bluetooth enabled: turn on 'Near Share' by visiting the Action Center.

- Click the "Share" button in:
 - any app,
 - nearby devices with Nearby Sharing enabled will appear in the list,
 - Click one of the devices, and you'll share the content with it wirelessly.
- This works in any app with Share functionality.
 - both sender and receiver should be running Windows 10 Build 17035.
- Use it to:
 - share photos in the Photos app,
 - share web page links in Microsoft Edge,
 - share files wirelessly in File Explorer.
- Allows you to share any type of files and web links with minimal efforts wirelessly to nearby devices:
 - Using Bluetooth or Wi-Fi connectivity
- Enabled by default: PC automatically picks the fastest way to share.
 - can enable or disable it using the Quick action button in Action Center,



Settings



Find a setting



System

Sound

Notifications & actions

Focus assist

Power & sleep

Storage

Tablet mode

Multitasking

Projecting to this PC

Shared experiences

Remote Desktop

About

Shared experiences

Shared experiences use all system accounts to authorize actions across devices

All accounts are working correctly

[Manage your accounts](#)

Make Windows better

[Give us feedback](#)

Nearby sharing

Nearby sharing lets you send and receive content with anyone else nearby by using Bluetooth or Wi-Fi

☐ Off

I can share or receive content from

Everyone nearby

Save files I receive to

C:\Users\xbox\Downloads

[Change](#)

[Learn more](#)

Share across devices

Windows Insider Program

← → ↺ <https://insider.windows.com/en-us/> ☆ ☆ ☆ ☆ ☆ ☆ ☆ ☆ ☆ ☆

Microsoft Office Windows Surface Xbox Deals Support More

Windows Insider Getting Started How to ▾ Previews ▾ Articles For Business ▾ For Developers

A better Windows for billions of people

Preview new features and make our next version of Windows the best yet

REGISTER YOUR PERSONAL ACCOUNT >

REGISTER YOUR ORGANIZATION ACCOUNT >

Share
Windows Insider Program | Get the latest Windows features

Frank Shaw Jon Gentleman Mary Jo Foley Peter Bright
More people

DESKTOP-9A6DL9Q

Copy link Cortana Reminders Facebook Mail
OneNote Skype Twitter LINE
Get apps in Store

Windows Insider Program

Quick Pairing for Bluetooth Devices

Makes it easier to pair Bluetooth devices with PC.

- A notification will appear on PC:
 1. Click on it, (it will be accessible to your Windows 10 device, without having to go into Settings.
- Now this only works with Microsoft peripherals.
- Device manufacturers will have to add support for it.
- Along with Bluetooth 5.0, makes using Bluetooth devices easier to use and more powerful.

Quick Pairing – Bluetooth Devices.



New Bluetooth mouse found

If this is your device, connect to it.

Bluetooth

Connect

Evaluation copy. Build 17088.rs_prerelease.180126-1626



2:00 PM
1/29/2018



Bluetooth 5.0

Background Information

- The latest version of the Bluetooth wireless communication standard.
- Used for wireless devices.
- Used for communication between various “smart home” and Internet of Things (IoT) devices.
- Is backwards compatible. (5.0 will work with 4.2)
- Primary benefits are:
 - improved speed and greater range.
 - it's 2 times faster and 4 times greater distances.
 - many new devices are 5.0 compatible.

Progressive Web Apps (PWA)

- **What Are Progressive Web Apps?**
- Summary: Google, Microsoft, Mozilla, Apple, etc. are working on a new, modern 'web application standard'.
- Web Developers can update PWA's directly without submitting updates to several different app stores.
 - Example: Browsers Update Directly
- The PWA app will run on all browsers and platforms.

Progressive Web Apps (PWA)


- Installing a PWA gets:
 - a home screen,
 - a taskbar,
 - a desktop shortcut that launches the app (depending on your platform).
- The app will load quickly and will include:
 - offline support,
 - push notifications,
 - background syncing support,
 - other modern goodies.
- Of course, apps have to ask and get permission before accessing these things.

Characteristics PWA

What isolates progressive web applications from normal websites is a list of key features that include:

- Responsive
 - In nature as they fit to desktop, mobile or tablet's screen size.
- Connectivity-independent
 - Run on the areas of poor connectivity or even in offline mode.
- Installable
 - Can be installed on the main area of your device, which, in turn, makes it easily available to users.
- Secure
 - Are hosted over HTTPS to prevent man-in-the-middle attacks.
- Linkable
 - Come with zero-installation, zero-friction and are quite easy to share.
 - The power of linking URL's come along .
- App-like
 - Designed on the app shell model, feel like an app to the user with navigation and app-style features.
- Progressive
 - Work for every user, regardless of the browser choice.


A Thing of the Future

















We no longer use browsers to only access web pages, but also PWA's.

Windows 10 Progressive Web Apps. (PWA)

- Microsoft will index PWA's and offer them via the Microsoft Store app.
 - allowing install like any other Windows 10 app.
- In the future, able to install them directly from Microsoft Edge.
- May get solid versions of Google apps like:
 - Gmail
 - Google Calendar
- App Developers can design one app that:
 - works everywhere
 - rather than having to make separate apps for different platforms.



Published by "Microsoft Store"

 <p>Skyscanner ★★★★★ 📱💻🖨️</p> <p>Owned</p>	 <p>Student Doctor Network ★★★★★ 📱💻🖨️</p> <p>Free</p>	 <p>The Penny Hoarder 📱💻🖨️</p> <p>Free</p>	 <p>OfferFinder.net 📱💻🖨️</p> <p>Free*</p>	 <p>ZipRecruiter 📱💻🖨️</p> <p>Free</p>	 <p>Space 📱💻🖨️</p> <p>Free</p>	 <p>oyster 📱💻🖨️</p> <p>Free*</p>	 <p>Men's Wearhouse 📱💻🖨️</p> <p>Free*</p>
 <p>ASOS 📱💻🖨️</p> <p>Free*</p>	 <p>Build.com 📱💻🖨️</p> <p>Free*</p>	 <p>Airfarewatchdog 📱💻🖨️</p> <p>Free*</p>	 <p>myCARFAX 📱💻🖨️</p> <p>Free</p>	 <p>Travelzoo 📱💻🖨️</p> <p>Free*</p>	 <p>DayTrip 📱💻🖨️</p> <p>Free</p>		

Fourteen Apps, live & Free in the MS Store



myCARFAX

Microsoft Store • [Write a review](#)

This product is installed.

Launch

Pin to Start

...



Everyone

Description

This app lets you experience publicly available website content as an app; trademarks and copyrighted content belong to their owners.

Taking care of your car is easier than ever with the free myCARFAX app. Only the Free myCARFAX app taps CARFAX's exclusive service data to automatically display your service history and alert you when it's time for scheduled maintenance such as oil changes, tire rotations, vehicle registration, and safety and emissions inspections. Simply look up your vehicle by VIN or license plate to automatically view this important information to help keep your car well maintained.

...

[More](#)

Available on



PC



Mobile



HoloLens



Hub

Screenshots

PWA's – Who is on board?

Final Word

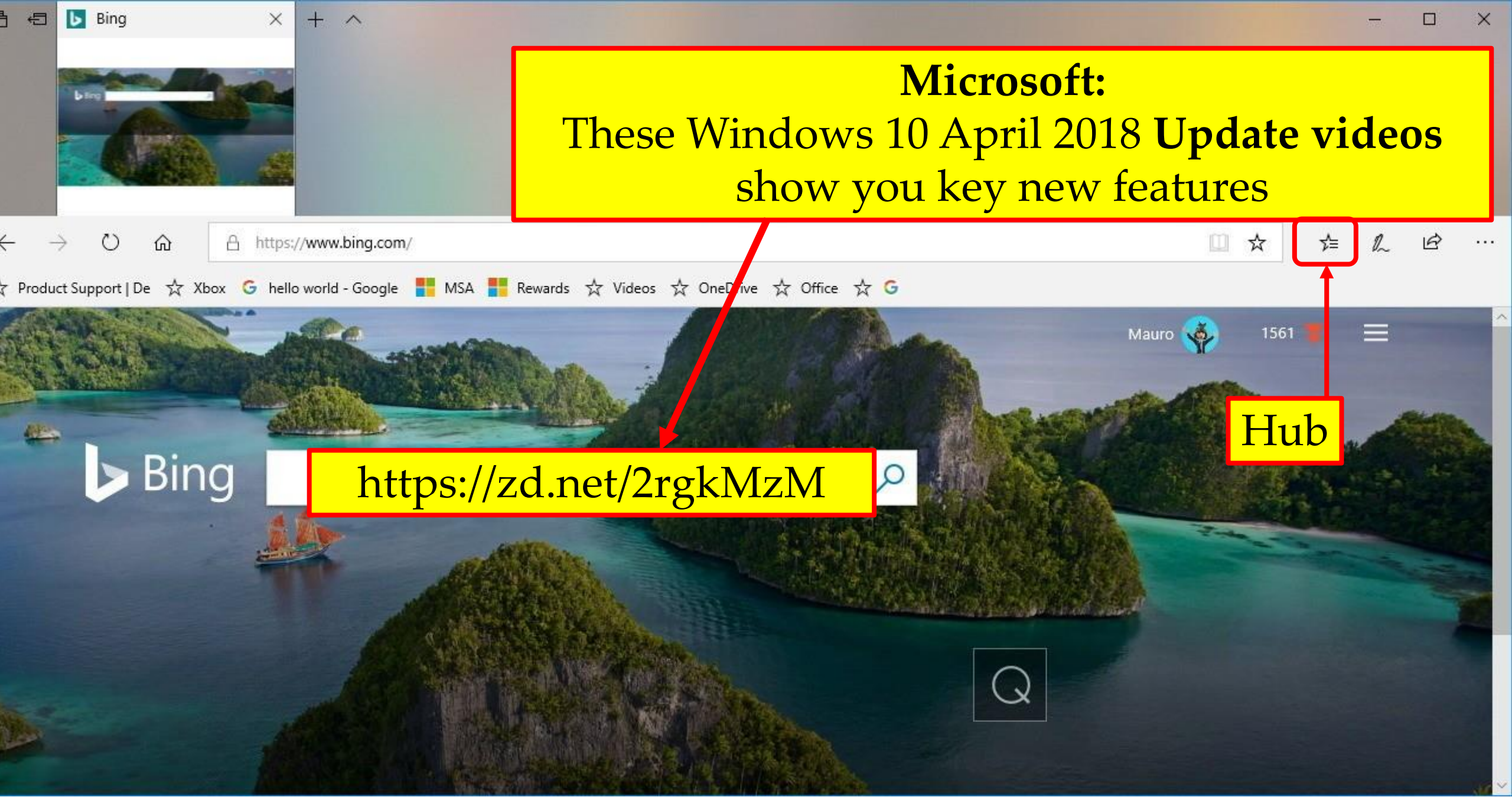
- Starbucks
- Tinder
- Google Maps
- Uber
- Lyft
- Twitter Lite
- Instagram
- Forbes Magazine
- The Weather Channel
- The Washington Post
- Trivago
- Amazon Prime
- Spotify
- Pinterest

Edge Updates

- Acrylic (transparency effect) to the browser frame in the tab bar, Hub, Share, and other controls.
- The Light and Dark themes are:
 - darker blacks,
 - better contrast for icons,
 - text, and colors,
 - see a more defined transparency effect.
- The buttons:
 - use smaller icons,
 - their animation has been updated to make them feel more responsive.

Edge Improvements

- A redesigned “hub”
 - the popup that shows bookmarks, history, downloads, and eBooks from the Microsoft Store.
- When right-clicking a book in the library view:
 - choose to pin it to your start screen.
- Edge’s ‘favorites’ bar automatically appears on the tab screen:
 - assuming at least one favorite exists.



Microsoft:
These Windows 10 April 2018 Update videos
show you key new features

Hub

<https://zd.net/2rgkMzM>

Edge Improvements

- Remembers information:
 - name & address
 - automatically fill in forms on websites.
- It can sync this information across devices.
- Automatically fills credit card information on websites:
 - it doesn't remember the CVV code,
 - must enter that at checkout.



« Add new



Name

Organization

Phone Number

Email

Country name

Street Address

City

State

Zip Code

Save

Cancel

<https://www.bing.com/>

rt | De



Xbox



MSA



Rewards



Videos



OneDrive



Office



G

 Bing[Manage cards](#)

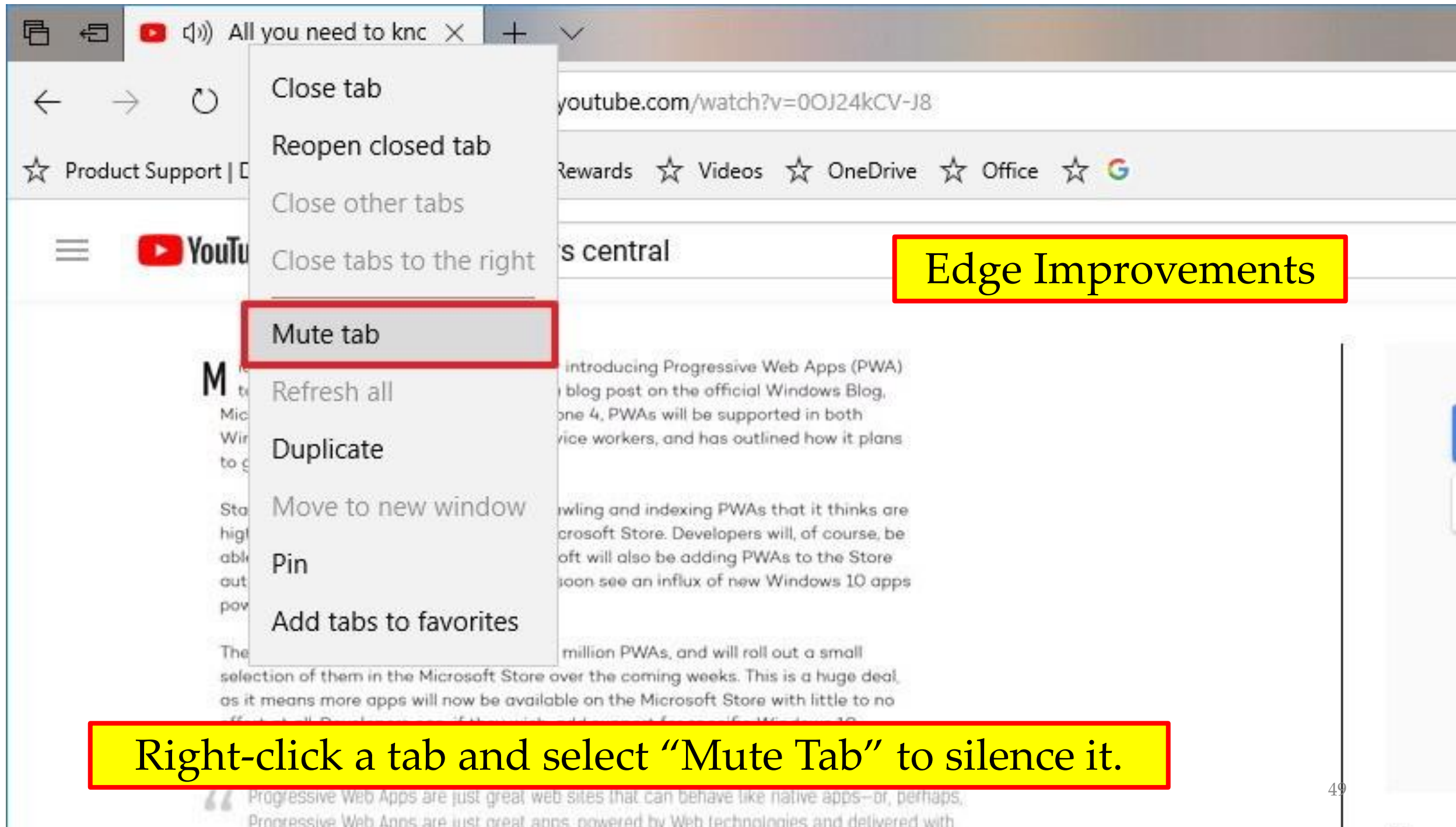
Here's where you'll see saved cards

[Add card](#)

Microsoft Pay



Off



Edge Improvements

Right-click a tab and select “Mute Tab” to silence it.

Edge Improvements

- The full-screen mode - access by pressing F11.
 - Hover mouse cursor near the top of the screen or swipe down from the top of the screen with a finger to access:
 - the navigation bar,
 - without first leaving full-screen mode.
- “Clutter-free printing” option.
 - When printing, set the Clutter-free printing option to “**On**”.
 - Edge will print the web page without ads and other unnecessary clutter.
 - This won’t work on every website.

Printer



Microsoft Print to PDF



☒ Let the app change my printing preferences

Orientation

Portrait



Pages

All pages



Scale

Shrink to fit



Margins

Normal



Headers and footers

Off



Clutter-free printing

On

[More settings](#)

Print

Cancel

← 1 / 4 →



Dell XPS 13 9370 (2018) review: An outstanding Ultrabook gets even better

INTRODUCTION

When I recently reviewed the now "Classic" Dell XPS 13 (9370), refreshed with an Intel 8th Generation quad-core processor, I noted the laptop felt a bit stale even if it was still one of the best on the market. Luckily, Dell changed that with the revised XPS 13 (9370).

While more evolution than revolution, the XPS 13 (9370) improves almost every aspect of the popular Ultrabook. Here is where it excels and where it falls short.

Dell did not significantly alter the look or even shape of the laptop, but it did make many notable — and welcome — smaller changes. Here's what's new.

- **InfinityEdge display** — The bezel is 21 percent thinner than the previous generation, resulting in an 86.7 percent screen-to-body ratio.
- **InfinityEdge display** — This is the next generation that can now go to 400 nits of brightness (up from 320), higher resolution 4K (vs. QHD), 100 percent sRGB color calibrated, and a new anti-reflex coating.
- **New ports** — USB Type-C including two Thunderbolt 3 ports, and one USB 3.1.
- **microSD** — Ditching the full SD reader, the 9370 now uses a microSD reader instead.
- **Now in white and gold** — Dell is debuting an new alpine white woven glass fiber interior, but the original carbon fiber version is also still available with silver.
- **New thermal** — Dual heat pipe and dual fan solution and the first to use CORE Thermal Insulation (silica aerogel).
- **Far-field Cortana capable** — The XPS 13 responds to your voice from up to 14 feet away with four built-in microphones.
- **Windows Hello** — The IR web camera is now in the middle (though still below the display) and supports IR facial recognition, and a second, optional, fingerprint reader can be added to the power button.

The alpine white woven glass fiber is fantastic. The soft-touch black carbon fiber is heavily prone to hand and finger oil, which requires frequent wipe downs. The new white woven glass is leaps and bounds better in this regard. The white woven glass fiber also feels more like a continuation of titanium and ceramic.

The new four far-field microphone array makes using Cortana even easier.

Besides aesthetics, the new material is also good at heat dispersion, never getting too hot under heavy processor load.

The white alpine option, however, is not free, users need to pay an extra \$30.

Dell told me it is monitoring color choices and requests and may make adjustments in the future. That means a silver and white option could be possible. There are also some other minor changes including a new heavy 45W USB Type-C charger.

That's one tiny 45W Type-C charger!

The new XPS 13 looks a lot like the old one, but in person, the changes are not trivial. The full specifications reveal a typical, but still powerful Ultrabook that fits nicely with the rest of the 2018 offerings.

Dell 2018 XPS 13 (9370) tech specs

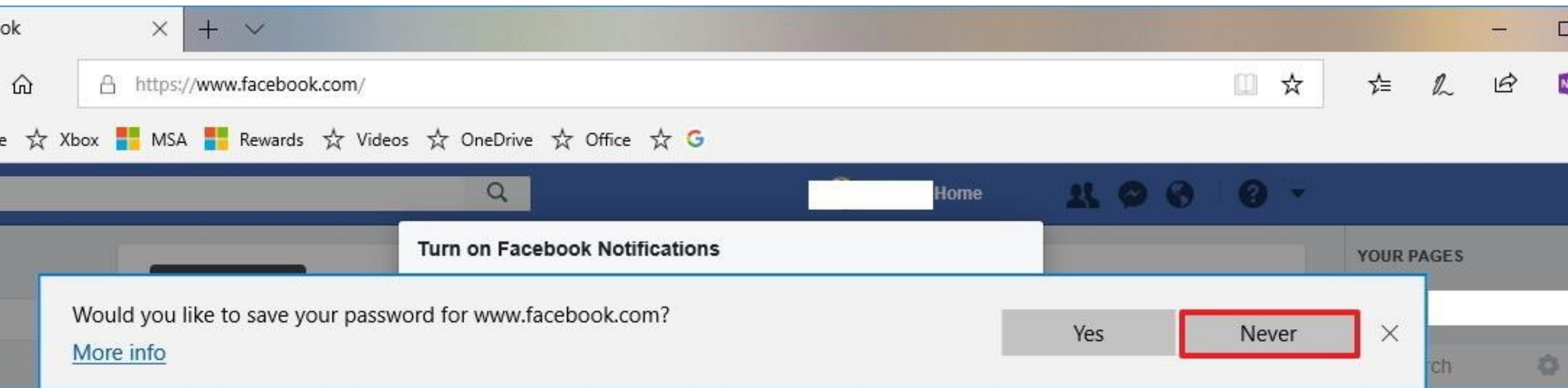
Category	Dell XPS 13 (9370)
Processor	Intel 8th Gen Core i5-8250U Intel 8th Gen Core i7-8550U
Display size	13.3 inch InfinityEdge 4K (3840x2160), 100 percent color gamut FHD (1920 x 1080) touch display, 75 percent color gamut FHD (1920 x 1080) non-touch display, 75 percent color gamut
RAM	LPDDR3 4GB-8GB or 16GB/32GB DDR4 at 32GB/64GB
Native graphics	Intel UHD Graphics 620
Discrete graphics	None
Ports	Two Thunderbolt 3 with PowerShare One USB-C 3.1 with PowerShare

Edge Improvements

- The reading experience has improved:
 - a more consistent experience whether reading;
 - PDF documents,
 - web pages in Readers View,
 - EPUB books from the Windows Store.
- A bookmark management feature for creating and working with bookmarks inside documents.
- A full-screen reading experience.
- Any notes and bookmarks created will sync across all your devices.
- EPUB Media Overlays for audio narrated books.

Edge Improvements

- Touchpad gestures:
 - laptop must have a Precision Touchpad.
 - pinch-to-zoom
 - two-finger-panning
 - work on your laptop's touchpad just like they work on a touchscreen.
- Browsing in InPrivate mode:
 - choose to allow certain extensions to run and optionally fill in passwords.
- Choose to never save a password for a specific website:
 - Edge will never ask to save that password on that site again.



<https://www.windowcentral.com/whats-new-microsoft-edge-windows-10-april-2018-update>


<http://bit.ly/2JIEBGX>

Questions? Comments

Windows 10 Update 2018
Redstone 4
Version 1803

Jere Minich

jminich@apcug.org



An International
Association of Technology
& Computer User Groups