



An International  
Association of Technology  
& Computer User Groups


Virtual Technology Conference  
February 20, 2016

# The iPad and iCloud

---

Sheila Bigel

# How many devices do you have?



# How do you share data between them?

---



# What is iCloud?

---

- A cloud storage and cloud computing service
- Provides means to store data on remote servers
- Data can be downloaded to iOS, Mac or Windows devices
- Share data with other people and/or devices
- Manage lost or stolen Apple devices
- Back up iOS devices wirelessly

# iCloud storage plans

---

- How much iCloud storage?
- What is the cost?

| Size     | Price per month |
|----------|-----------------|
| ▸ 5 GB   | ▸ FREE          |
| ▸ 50 GB  | ▸ .99           |
| ▸ 200 GB | ▸ 2.99          |
| ▸ 1 TB   | ▸ 9.99          |

# How much storage do you need?

---

- What are you going to use it for?
  - All my photos and videos
  - Documents
  - Backups for iPad and iPhone
  - iCloud Mail
  - Syncing app settings

# Access to iCloud

---

- Need ID and password
- Apple ID
- iCloud ID

# Apple ID

---

- Email address and password
- Used for purchases in iTunes, Apps & iBooks stores
- Used for Text Messages
  - Provide Apple ID and password to turn on iMessages - free text messages between users of Apple devices
- Used for FaceTime

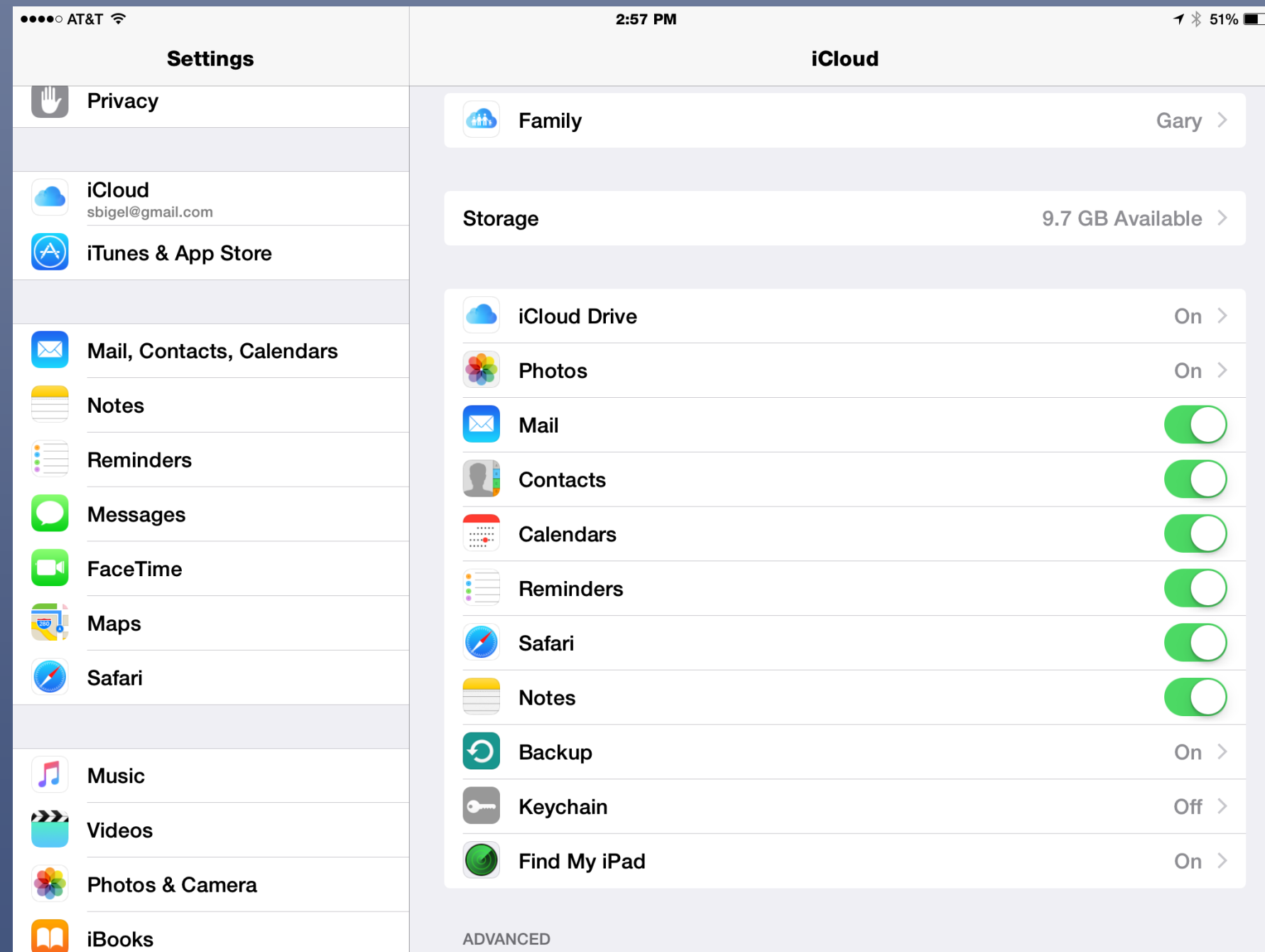


# Apple ID for iCloud

---

- ID and password for iCloud gives access to things stored on iCloud
  - Backups, documents, contacts, etc.
- Should we use same ID and password to access purchases as we do to access iCloud?
- Family sharing eliminates need to use same Apple ID for purchases between family members and allows for each member to use their own Apple ID for purchases and iCloud

# iPad iCloud settings



# Mac iCloud settings



# iCloud on PC

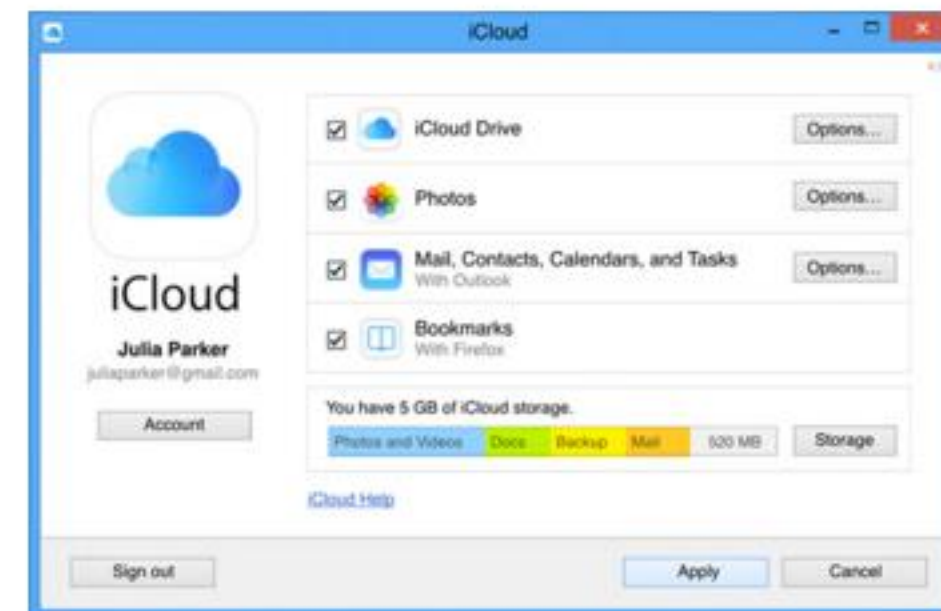
## Download iCloud for Windows

With iCloud for Windows, you'll have your photos, videos, mail, calendar, files, and other important information on the go and on your Windows PC.

Get everything you love, on every device you use


When you download and [set up iCloud](#) on your Windows PC, your photos, videos, mail, files, and bookmarks are accessible on all of your devices. If you need help, you can find [solutions to common issues](#) or [learn more about iCloud for Windows](#).

Download



# iCloud.com from browser

---



# Mail

---

- Refers to iCloud mail
- Can set up free iCloud email
- iCloud email will sync across devices
- Can set up iCloud email on Mac and PC
- Uses iCloud storage space

# Contacts

---

- Contacts will be synced across devices
- Add, change or delete a contact on iPad
  - Will be on iPhone and Mac
  - Will be on [iCloud.com](https://www.icloud.com/)
    - Accessible from web browser on PC or any non-iOS device

# Calendars

---

- Calendars will be synced across devices
- Add, change or delete a calendar event on iPad
  - Will be on iPhone and Mac
  - Will be on iCloud.com
    - Accessible from web browser or any device
  - Doctor's office example





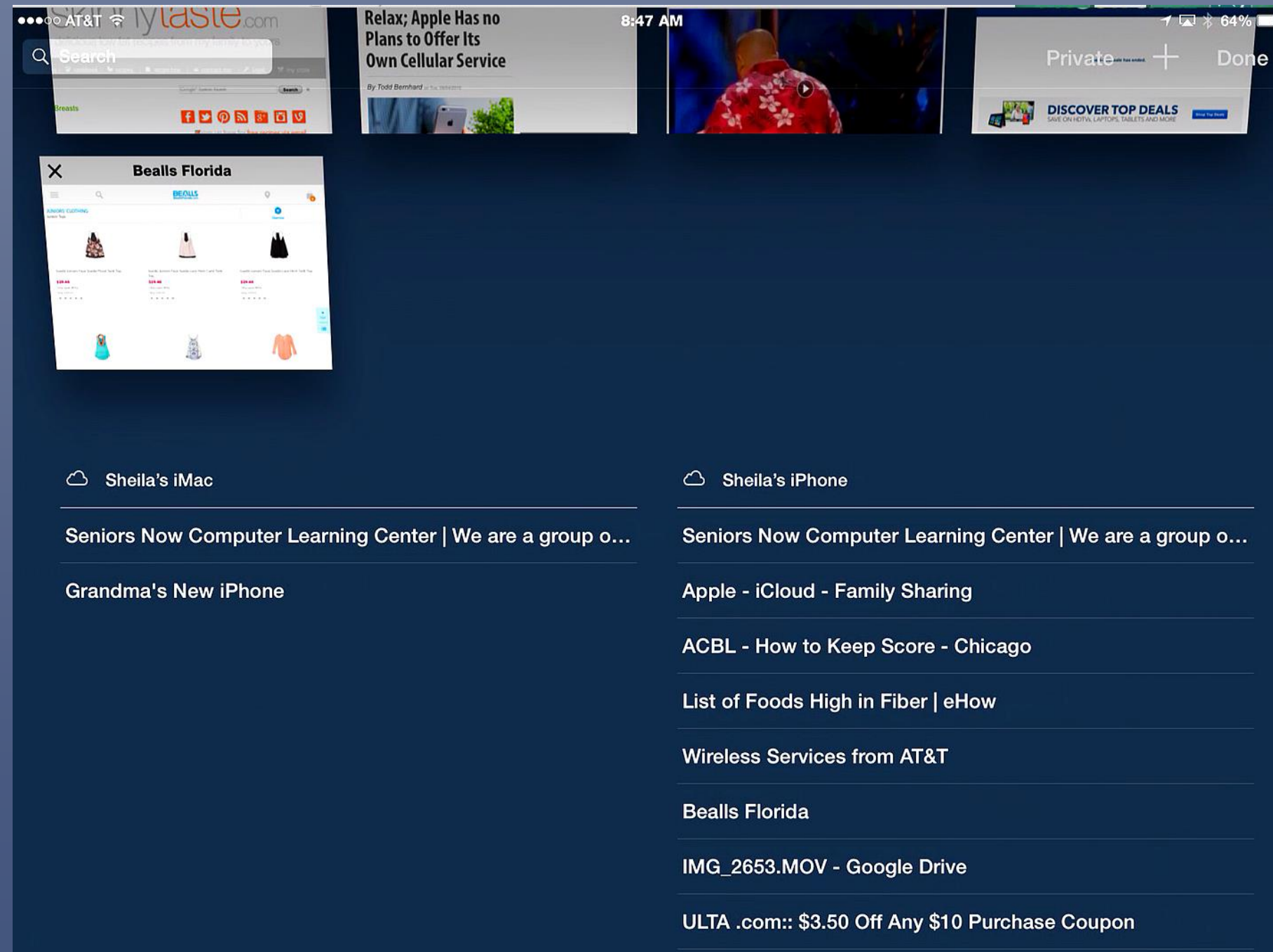
# Safari

---

- Safari bookmarks will be synced across devices
- View open tabs on iPad
- Will show thumbnails of open tabs
- Will also show tabs open on other devices



# iPad shows tabs open on other devices



# Backup

---

- Backup iPad to iCloud
  - Can be used to restore iPad or for setting up new iPad
  - Can be set up to run automatically
  - Uses iCloud storage space
    - May require purchasing additional space

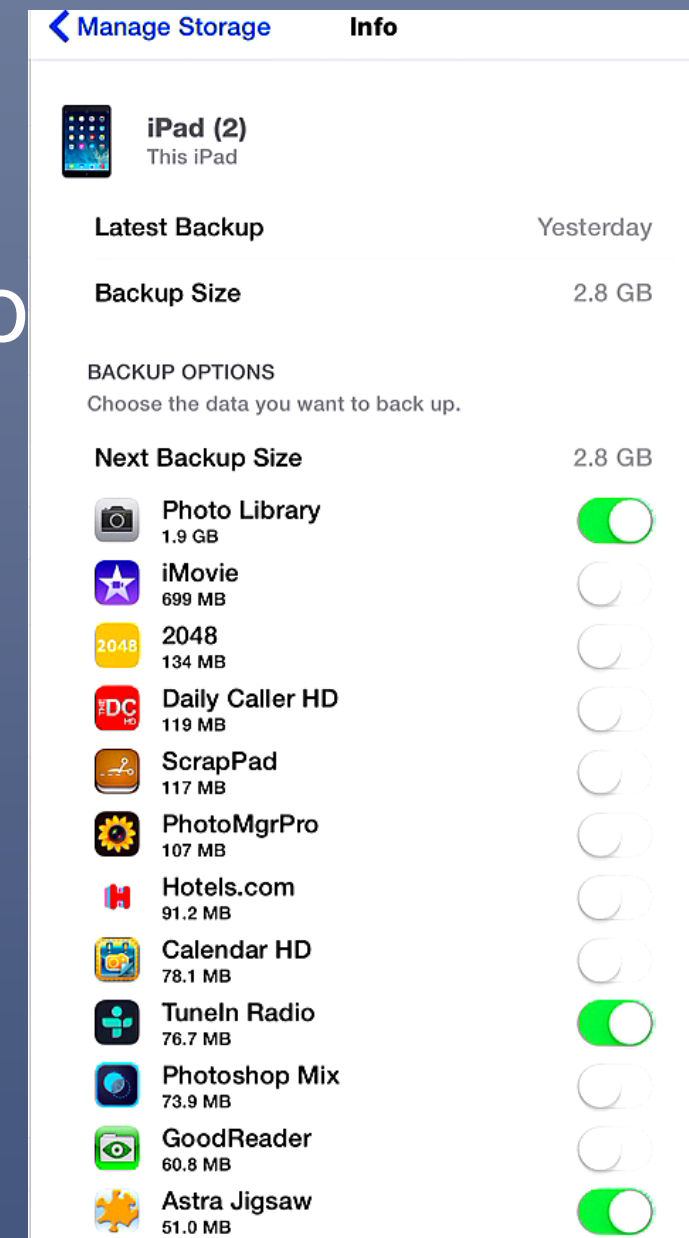
# What does iCloud backup include?

---

- Purchase history for music, movies, tv shows, apps, books
- Does not include actual content, but —
- Content downloaded from Stores when you do a restore
- Photos and videos
  - if iCloud Photo Library used, not included in backup as they are already in iCloud

# What iCloud backup includes cont.

- ▶ Device settings
- ▶ Home screen and app organization
- ▶ Text messages
- ▶ App data
- ▶ Choose apps to back up data for



# What does iCloud backup **not** include?

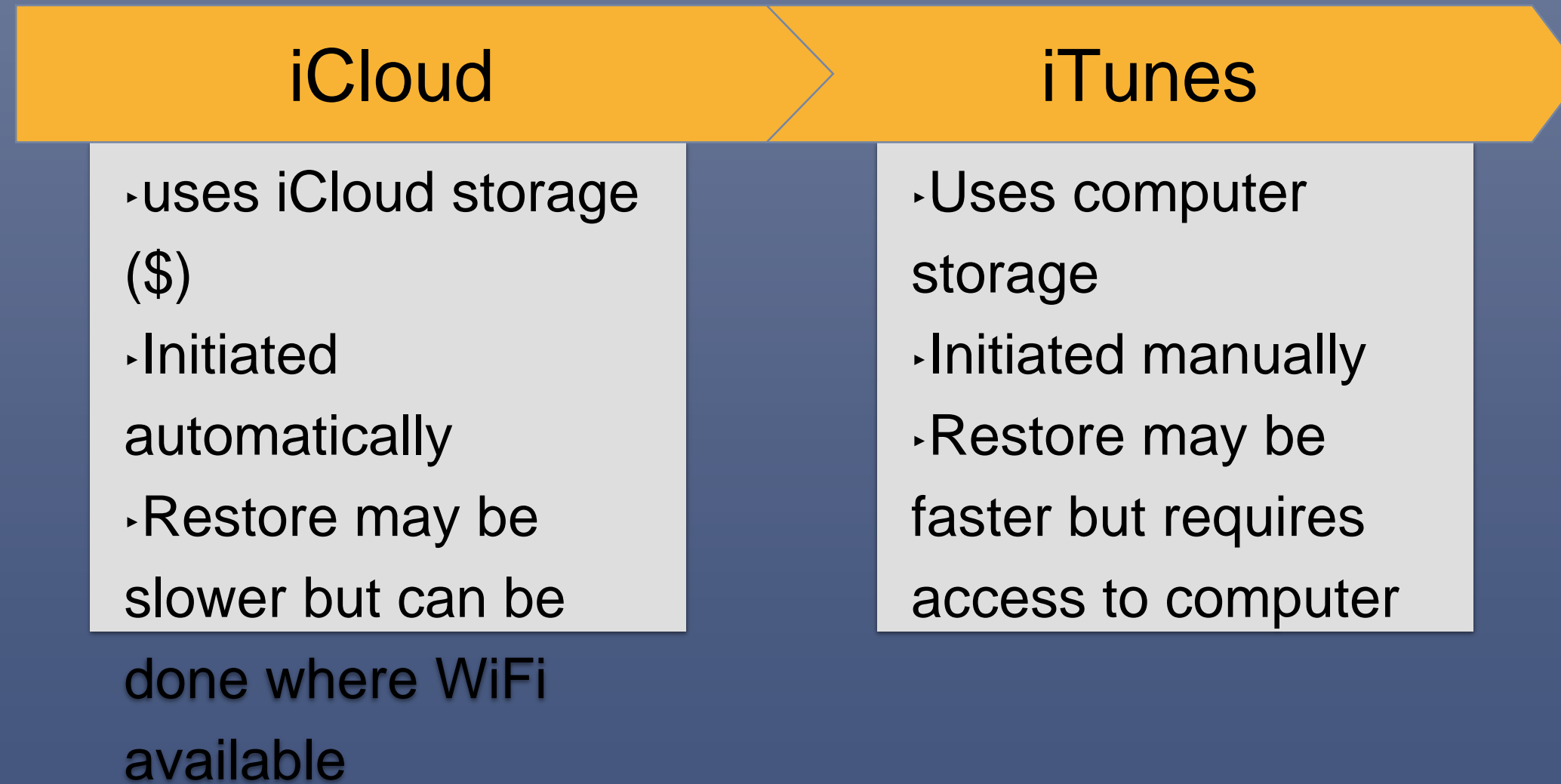
---

- Music or Videos not purchased thru iTunes
- Photos not stored in the camera roll
- Phone call history
- If these things are important
  - Make sure you have an iTunes backup

# Backup

---

- iCloud backup vs iTunes backup



# Find my iPad

---

- Go to [iCloud.com](https://iCloud.com) and access Find my iPhone
  - Locates device on map, can play sound
- If iPad is lost
  - Lock your screen
  - Display a message
  - Get notified
  - Track location
  - Remote erase



# Family Sharing

---

- Share purchases
  - iTunes songs, albums, movies, TV shows
  - Apps
  - iBooks
- Share photos, calendar, location,
  - Up to 6 people
  - 1 Family organizer

# Organizer for sharing purchases

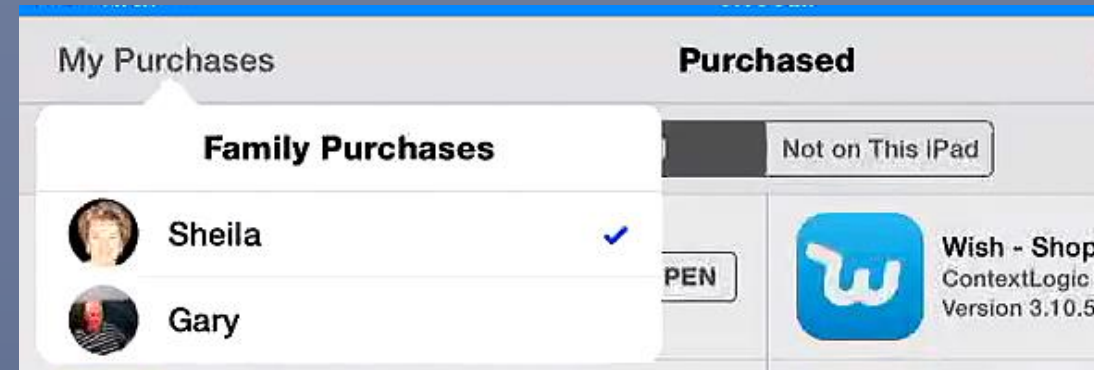
---

- Agrees to pay for purchases; invites others to join
- After acceptance
  - All songs, albums, movies, TV shows, books, apps purchased available to family members who join
  - Ability to keep some purchases private
    - Use iTunes on Mac or PC



# View Family Purchases

---

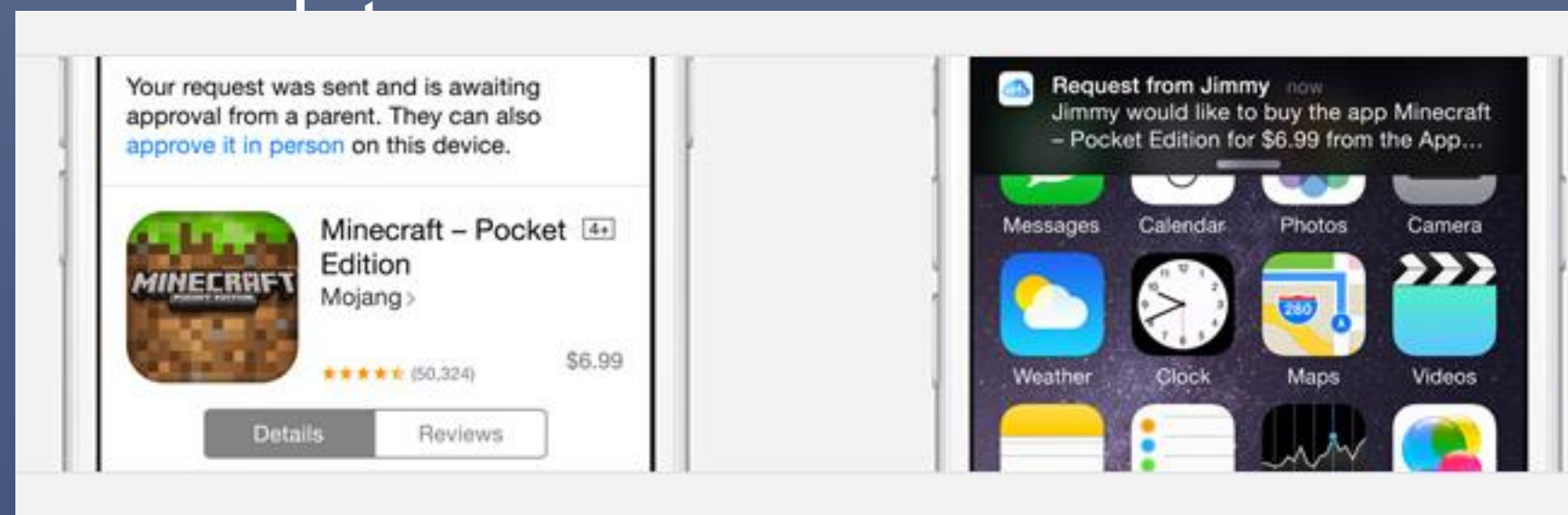


- Apps — Open App Store
  - Purchased apps
  - Select family member to view purchases
  - Download ones you want
- Books — Open iBooks Store
- Music /Movies/ Videos — Open iTunes Store

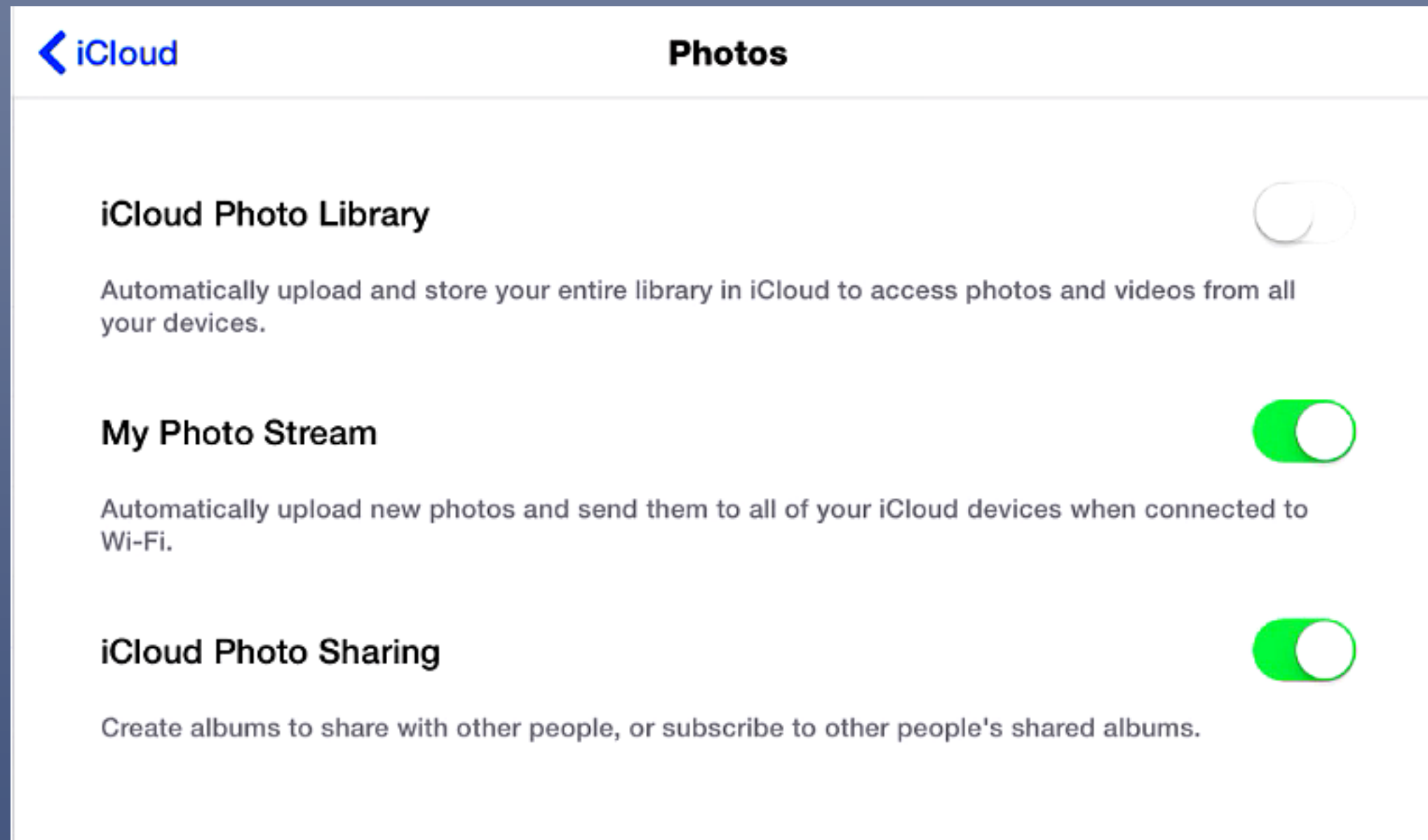
# Ask to Buy

---

- Can be turned on manually
- When child initiates purchase
  - Organizer gets notification
  - Must approve purchase before it can

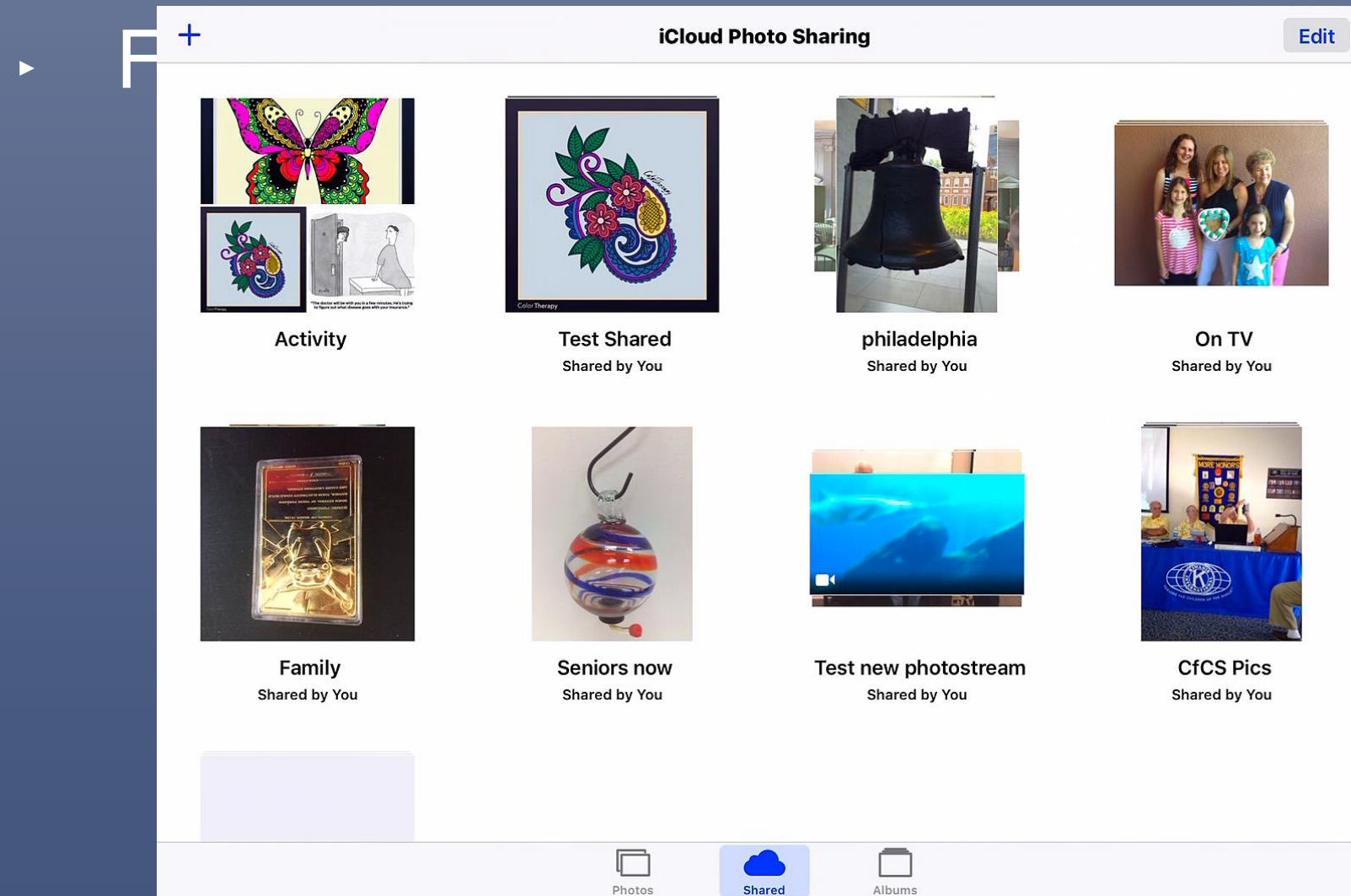


# iPad iCloud photos settings



# iCloud Photo Sharing with Family

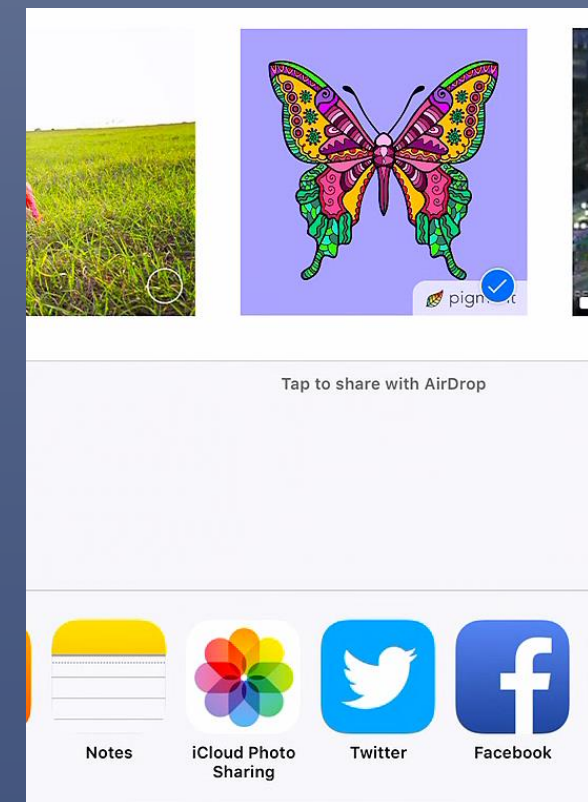
- iCloud Photo Sharing and Family Sharing are on



# iCloud Photo Sharing with Family

---

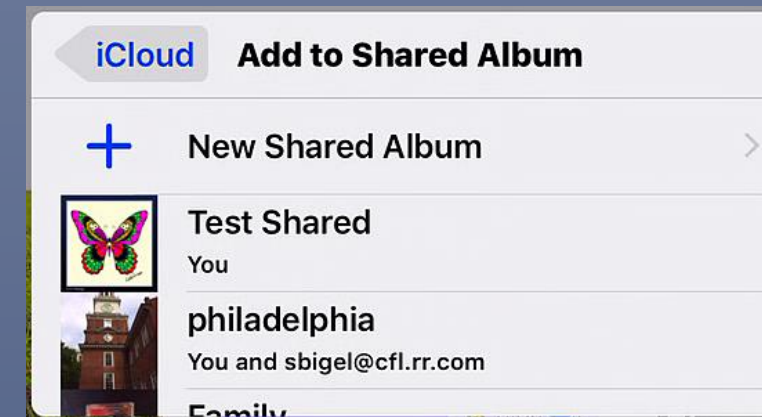
- Family sharing has been set up
- Select photo(s) to share
- Touch iCloud Photo Sharing from Share button
- Select Family album



# Share photos with others using iCloud Photo Sharing

---

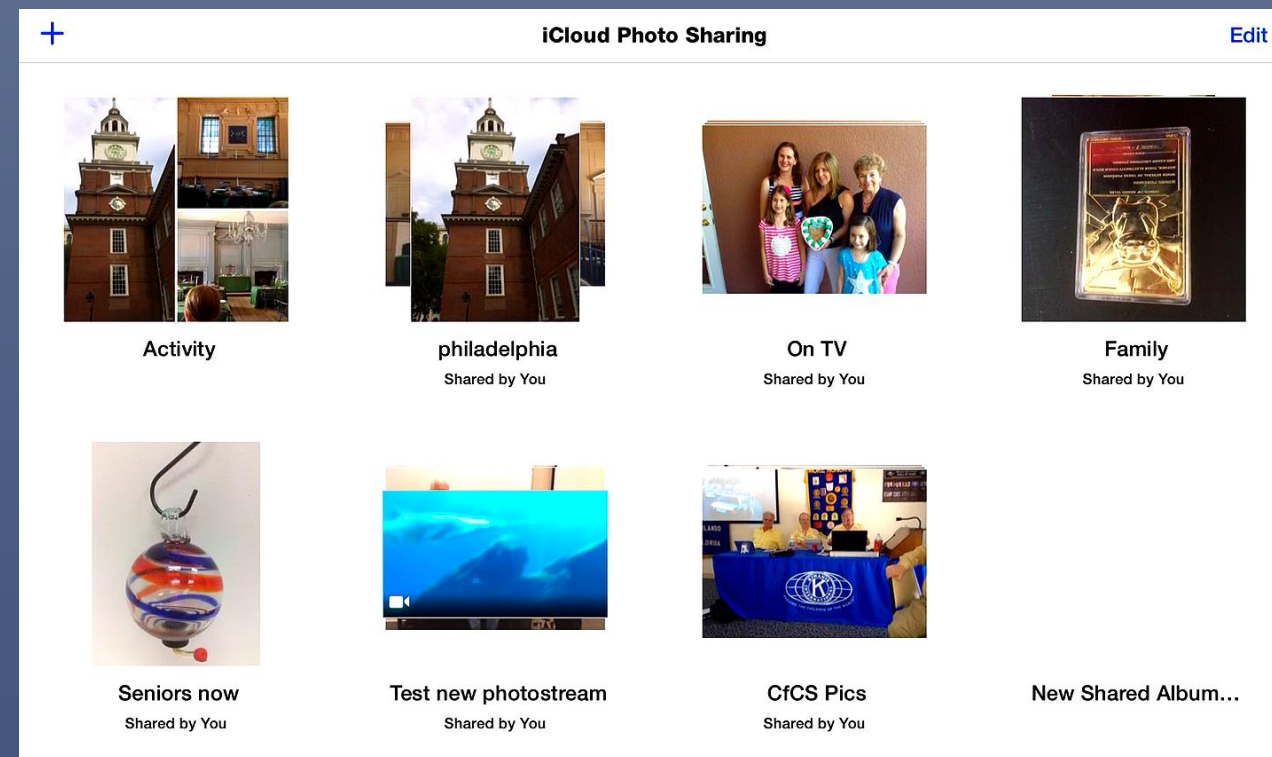
- Create new shared album
- Add photos
- Invite others by email
- Does not use iCloud storage
- Maximum of 5000 photos
- Options to allow others to add, delete, etc.





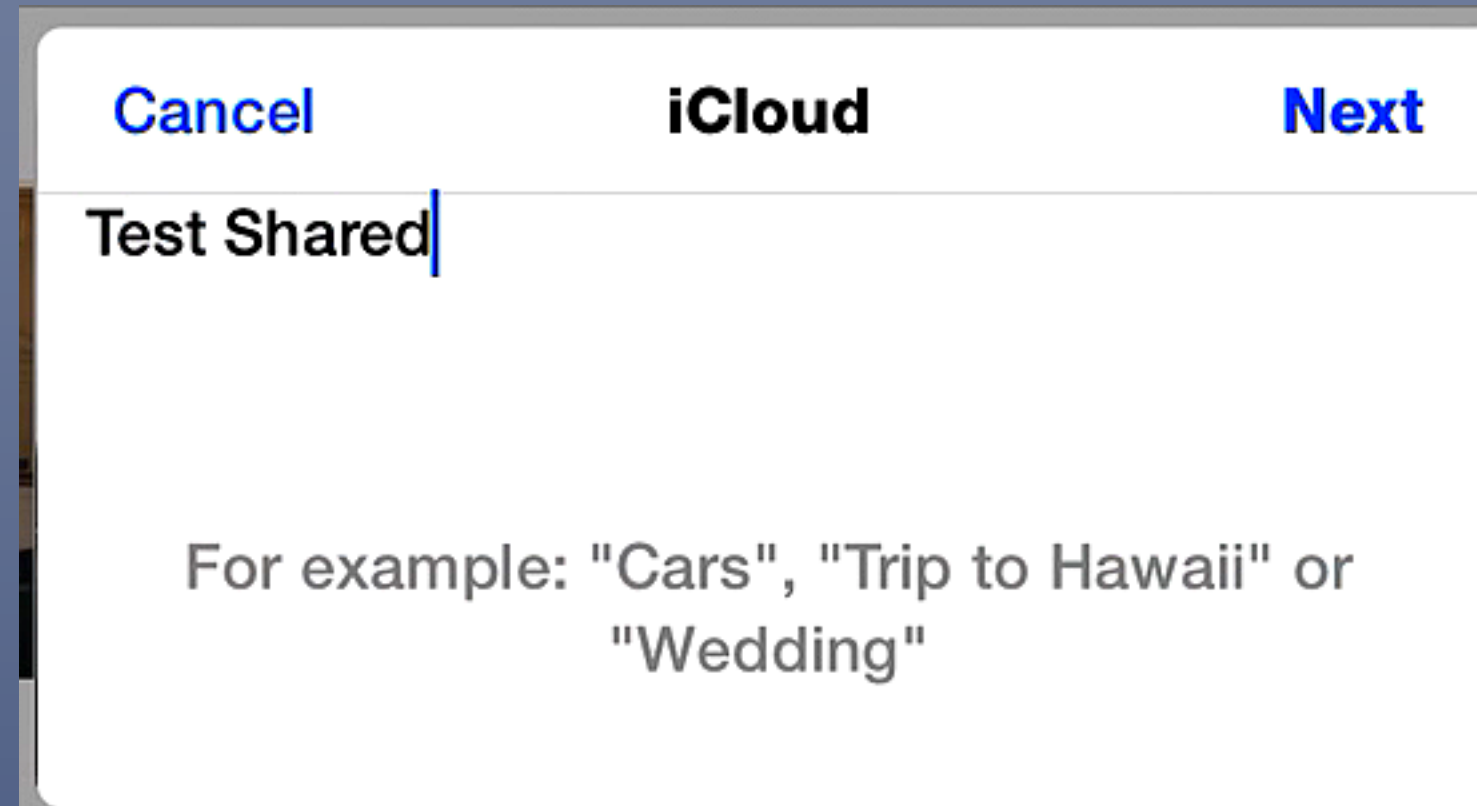
# How to create shared album

- ▶ Shared button on bottom menu Photos app
- ▶ Create new shared album



# How to create shared album cont.

---



- Give it a name
- Next

# How to create shared album cont.


---

|               |               |               |
|---------------|---------------|---------------|
| <b>Cancel</b> | <b>iCloud</b> | <b>Create</b> |
| To:           |               | ⊕             |
| Gary Bigel2   |               |               |

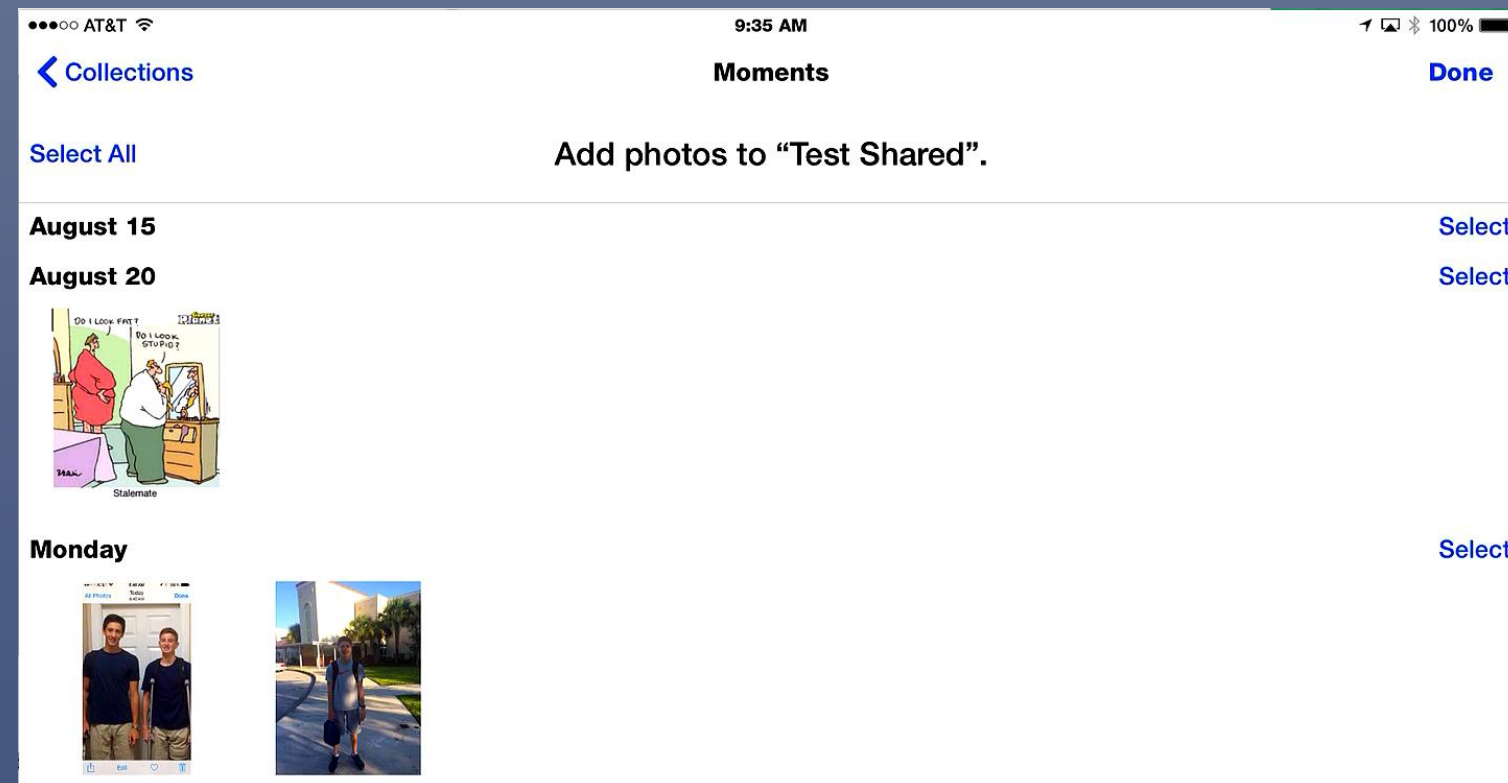
- Choose people to share with now or later
- Uses Contacts
- Create album



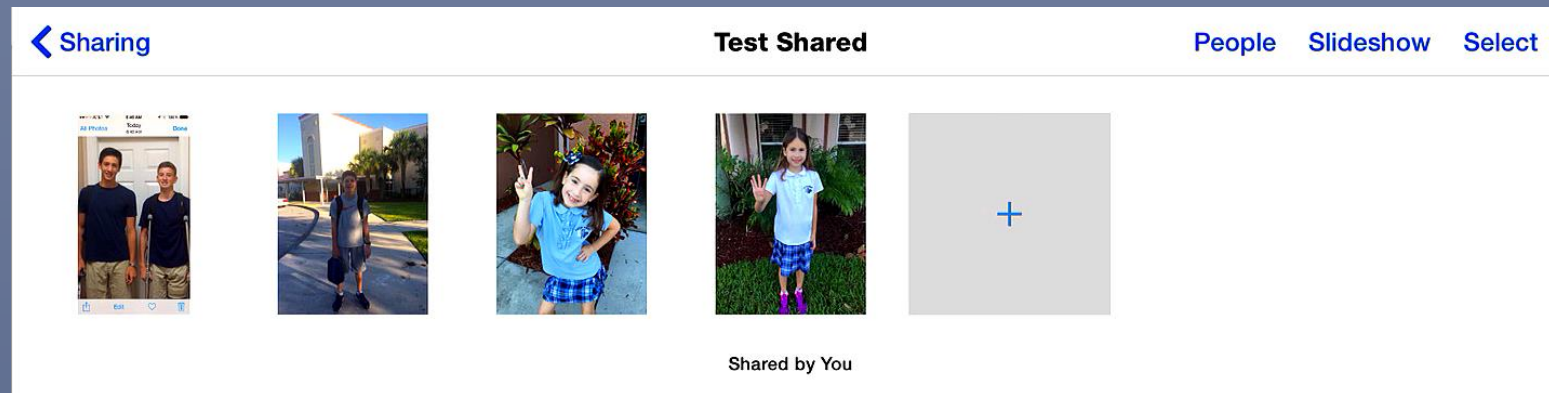
# How to create shared album cont.



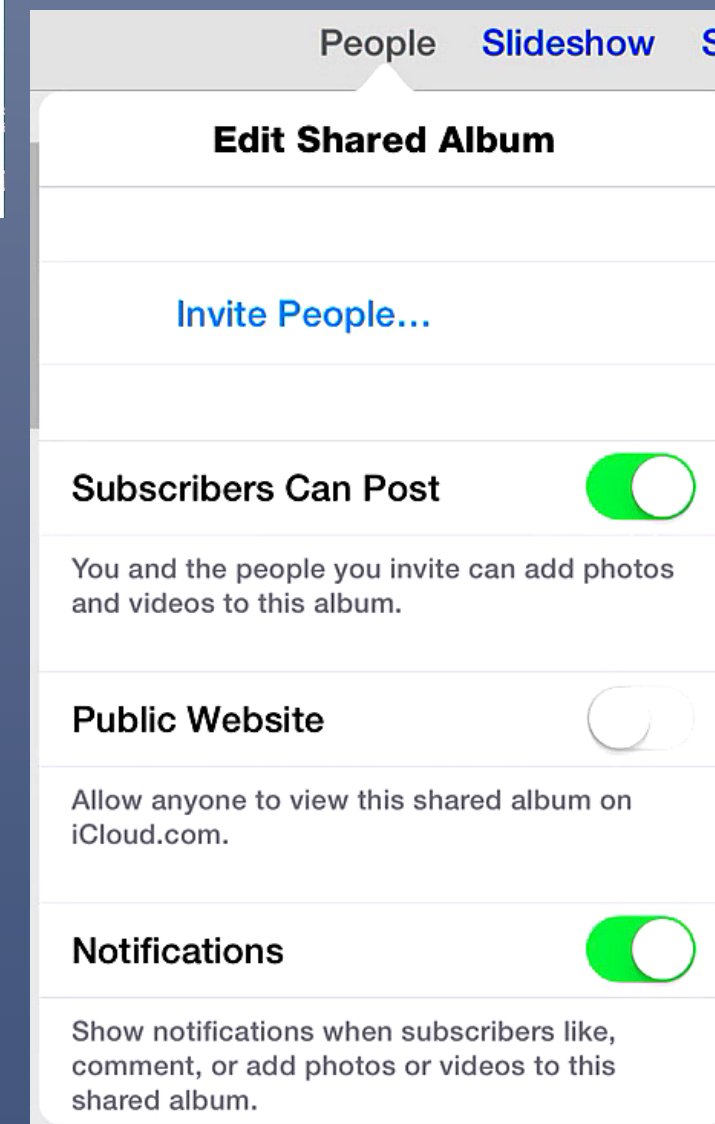
- ▶ Open shared album
- ▶ Select photos to add



# Add people to share album with



- ▶ Open shared album
- ▶ Select options under People



# Add to Album Previously created

---

- Select shared album
- Touch “+” to add photos
- Select photos
- Post to album

# Sync photos between devices using iCloud

---

- Prior to iOS 8
  - Photostream
- After iOS 8
  - iCloud Photo Library
  - Photostream still available

# Photostream

---

- Automatic sync when WiFi available
- 1000 photos
- Does not use iCloud storage allotment
- Accessible across all devices including PCs
- Stores web-optimized versions of photos
- Does not upload and sync videos
- Will only sync photos from turn-on day forward



# iCloud Photo Library

---

- Uses iCloud storage space
- No limit on # of photos as long as there is enough iCloud storage space
- Stores full resolution photos, including RAW format
- Uploads and syncs videos
- Accessible on all devices
  - Allows for compressed versions on devices

# Photo Syncing

---

- iCloud Photo Library or Photostream

## iCloud Photo Library

- no limit on # of photos
- full resolution photos
- compressed versions on devices
- syncs videos
- uses iCloud storage (\$)

## Photostream

- Maximum of 1000
- Web-optimized photos
- Does not sync videos
- Does not use iCloud storage

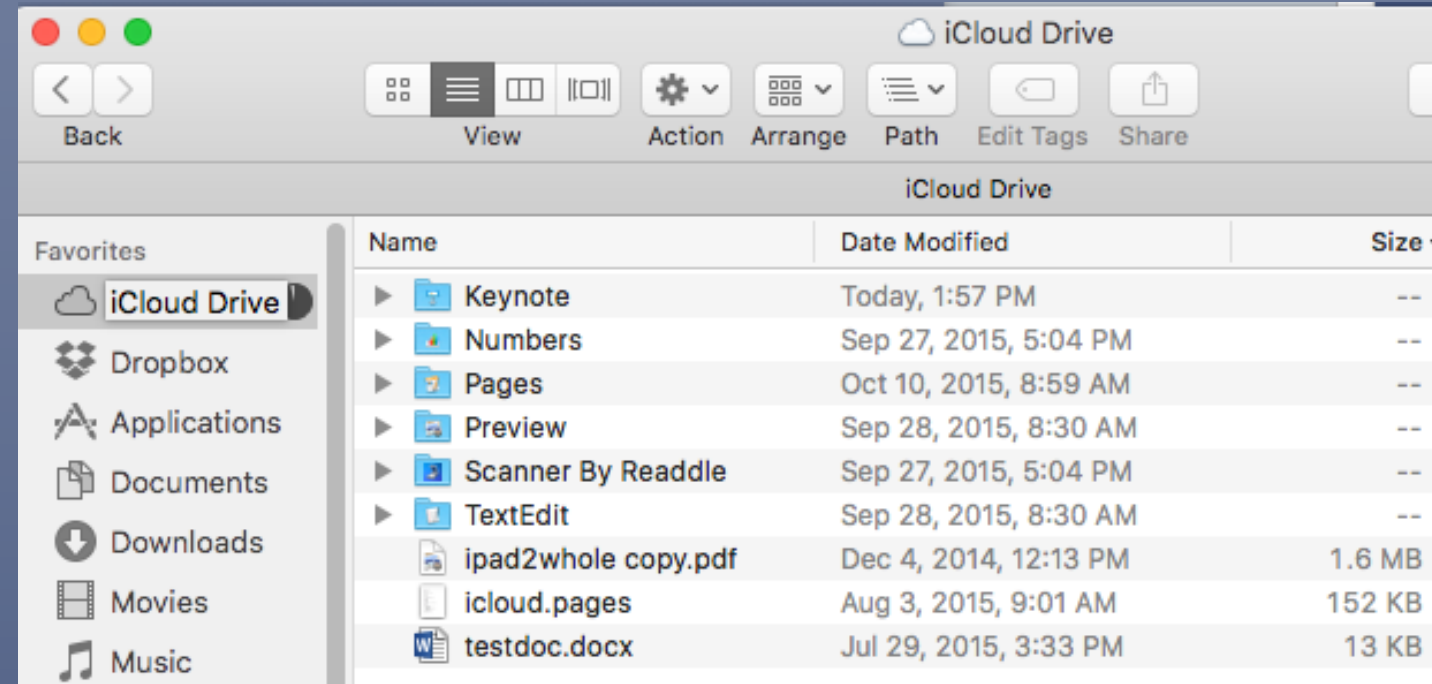
# iCloud Drive on Desktop or Laptop

---

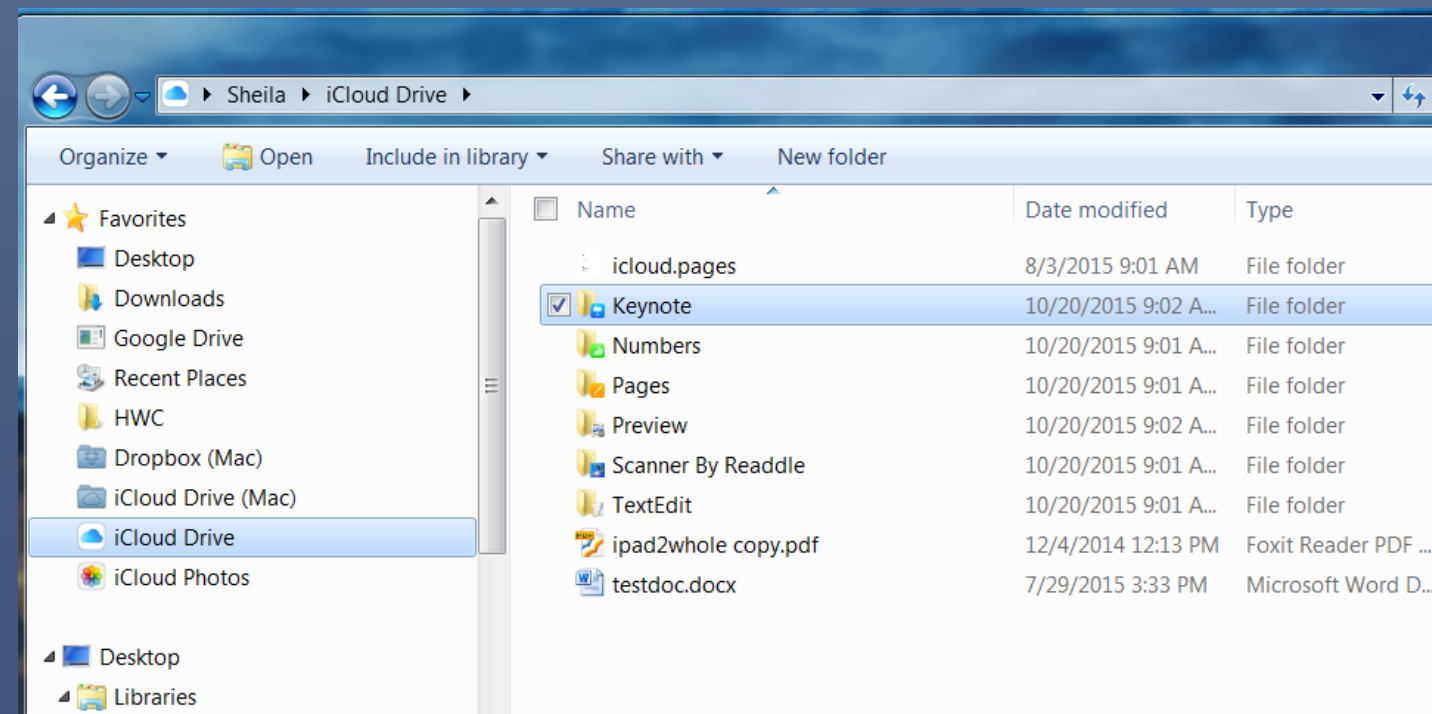
- Apple's "DropBox"
- Can save and access files at [iCloud.com](https://www.icloud.com)
- Mac
  - Save and access files from Finder
- PC
  - Save and access files from Windows Explorer

# iCloud Drive on Desktop or Laptop

Mac



PC



# iCloud Drive

---

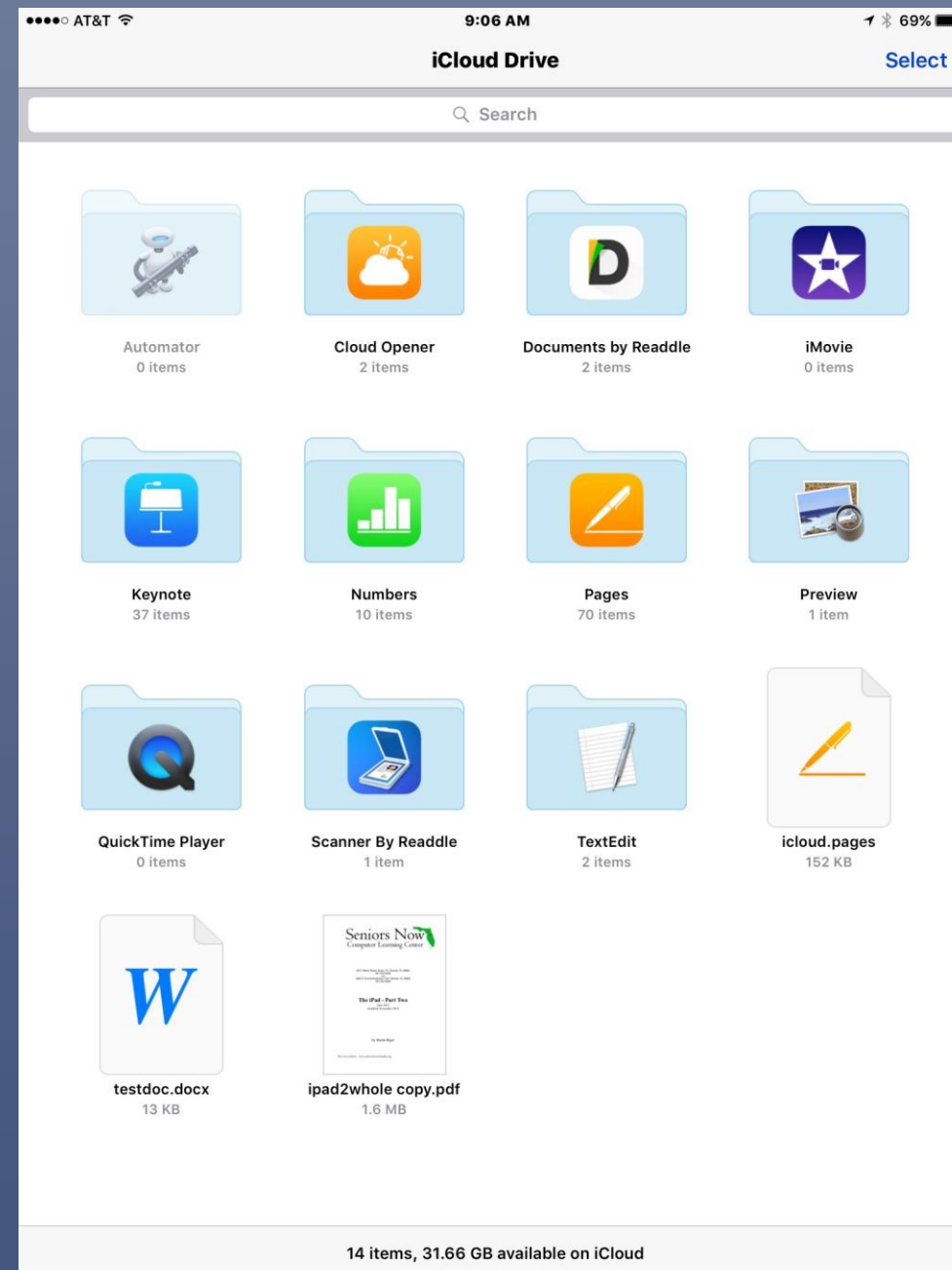
- Uses iCloud storage space
- Store all kinds of documents
- iPad, iPhone requires iOS 8
- Mac requires Mavericks or above
- PC requires Windows 7 or above

# iCloud Drive on iPad

---

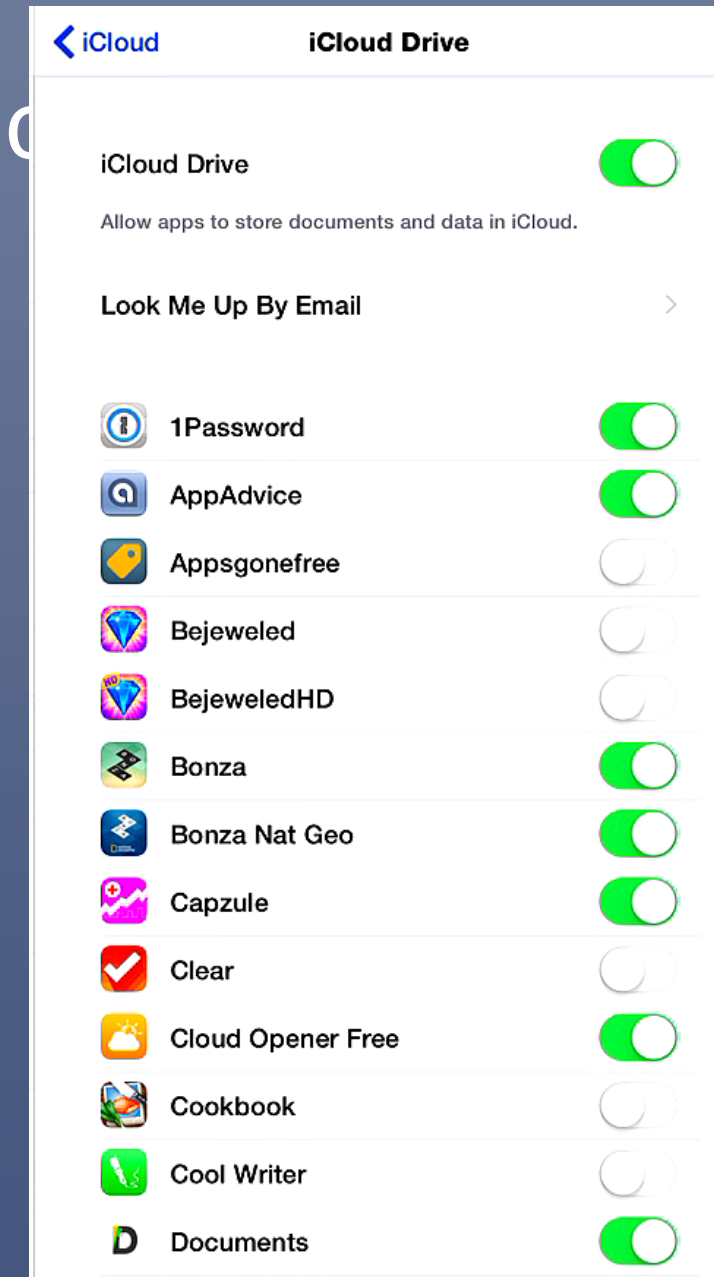
- Accessed from apps that support it
  - e.g., Pages, Numbers, Keynote
- Third party apps available to access iCloud Drive
- iCloud Drive app now available in iOS 9

# iCloud Drive app



# iCloud Drive on iPad cont.

- ▶ Some iPad apps use iCloud to sync data
- ▶ Settings > iCloud > iCloud Drive
  - ▶ allow apps to store documents and data in iCloud
  - ▶ turn apps on or off





# Other solutions

---

- Dropbox et al
- Google Photos, Google Drive, Flickr, etc.
- Microsoft One Drive
- Third Party apps
  - <http://appcrawlr.com/ios-apps/best-free-apps-file-sync>

# Advantages of iCloud

---

- More seamless syncing
  - Photos, documents synced “automatically”
  - Wireless backups automatically done
- Apple security vs Google security
  - How is my data used?



# Questions?



---

Sheila Bigel, Member  
Central Florida Computer Society  
iDevices Teacher  
Seniors Now Computer Learning Center

Sbigel (at) gmail.com